

# MINIDOCK™ Slim Type Connector Vertical Receptacle

Part No. 30056

## Packing Standard

9	S24130	April 3, 2024	Y. Kawano	Y. Baba	S. Suzuki
8	S13265	July 3, 2013	Y. Watanabe	K. Narita	T. Takano
7	S13126	April 4, 2013	D. Shibata	K. Narita	T. Takano
6	S13100	March 19, 2013	Y. Watanabe	K. Narita	T. Takano
Rev.	ECN	Date	Prepared by	Checked by	Approved by

# MINIDOCK Slim Type Connector Vertical Receptacle Packing Standard

Document No.  
300-151-C09EN

## 1. Product Name(s) and Parts Number(s)

Product Name	Part Numbers
MINIDOCK Slim Type Connector Vertical Receptacle	30056-160T-F 30056-160T-**F
Cross recessed head screws M1.6	90061-001

Note: Connectors with screws only

## 2. Packing Material

### 2.1 Connector

Pos	Outer Dimension	Tray			Shipping Carton	Packing Carton
		Width	Depth	Number of Pockets	Outer Dimension	Outer Dimension
160P	360×165	23.0	18.3	16	385×175×90	406×406×214

### 2.2 Screw

Plastic Bag

W×D

190 x 120 (reference)

## 3. Packing Quantity

### 3.1 Connector

Quantity per Tray	Quantity per Packing Carton
16	16 pockets × 3 trays per shipping carton × 4 shipping cartons = 192 pieces per packing carton

### 3.2 Screw

Number of Screws per Connector	Number of Screws per Packing Carton
2 screws	384 screws per bag

## 4. Label

The diagram shows a rectangular label layout with the following sections and callouts:

- 1**: Part Number (P/N)
- 2**: Quantity (QTY)
- 3**: Ten Digits Product Lot Number (LOT)
- 4**: Product Name (NAME)
- 5**: QR Code
- 6**: Check Stamp (CHECK)
- 7**: Country of Origin (MADE IN \*\*\*\*\*)
- 8**: Recycle Mark and Compliance Mark (托盤 PET)
- 9**: Logo Mark (RoHS Compliant)
- 10**: Manufacture Name

- ① Part Number
- ② Quantity
- ③ Ten Digits Product Lot Number

Y	Y	M	M	D	D	#	#	#	#
Year		Month		Day		Four Digit Code for I-PEX usage			

- ④ Product Name
- ⑤ QR Code
- ⑥ Check Stamp
- ⑦ Country of Origin
- ⑧ Recycle Mark and Compliance Mark
- ⑨ Logo Mark
- ⑩ Manufacture Name

## 5. Packing Method

### 5.1 Packing of Tray

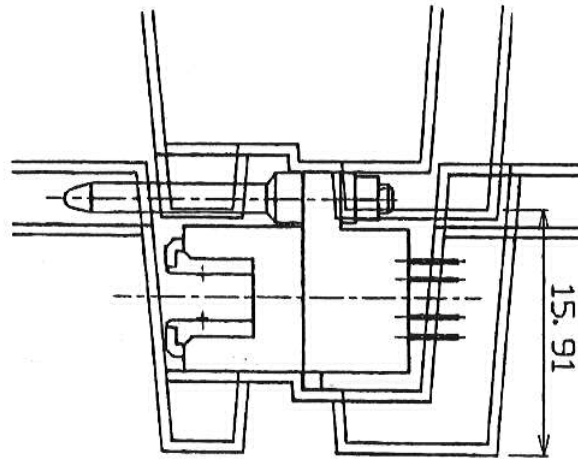


Fig. 1 Connector Orientation Inside the Pocket

### 5.2 Packing of Shipping Carton

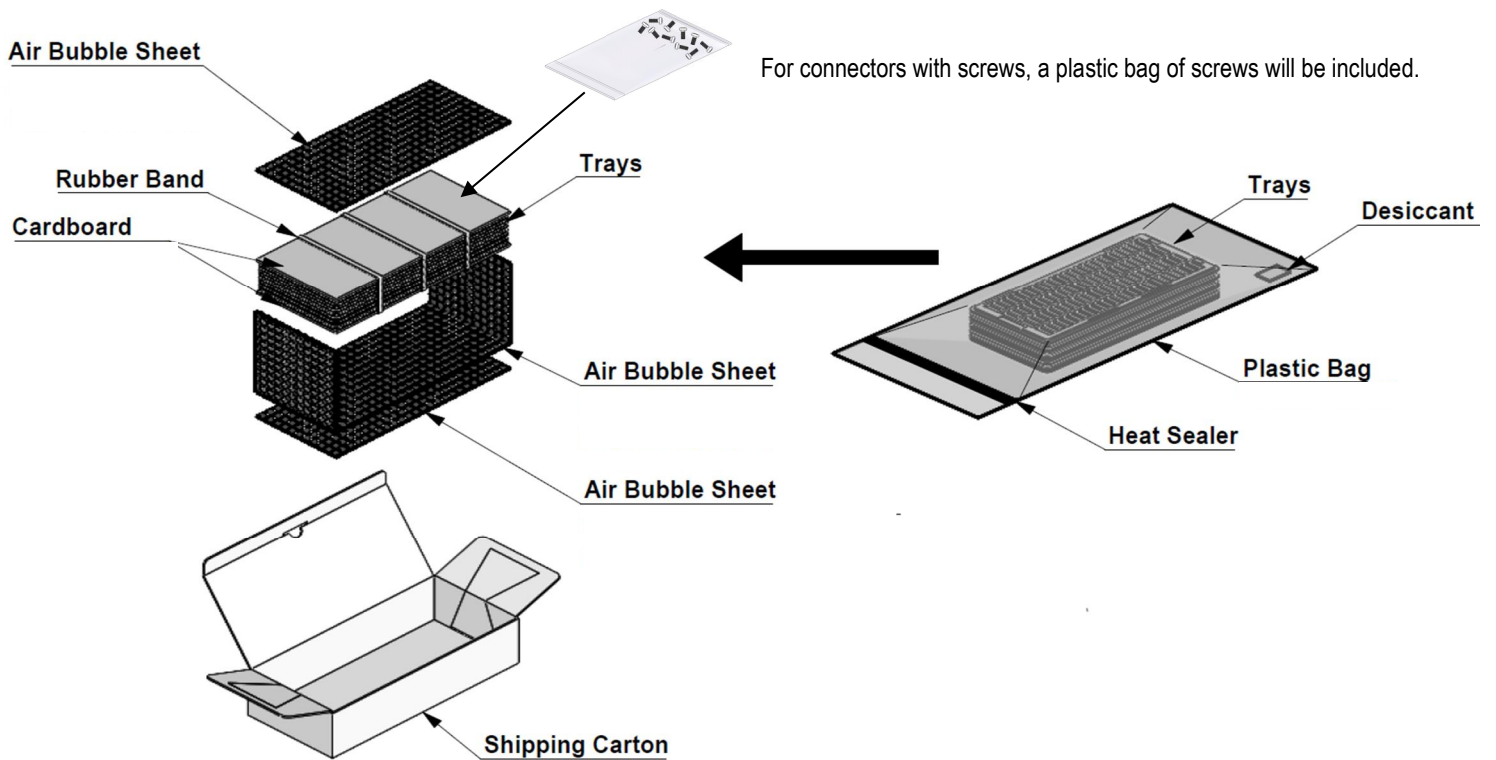


Fig. 2 Packing of Shipping Carton

## 5.3 Packing of Packing Carton

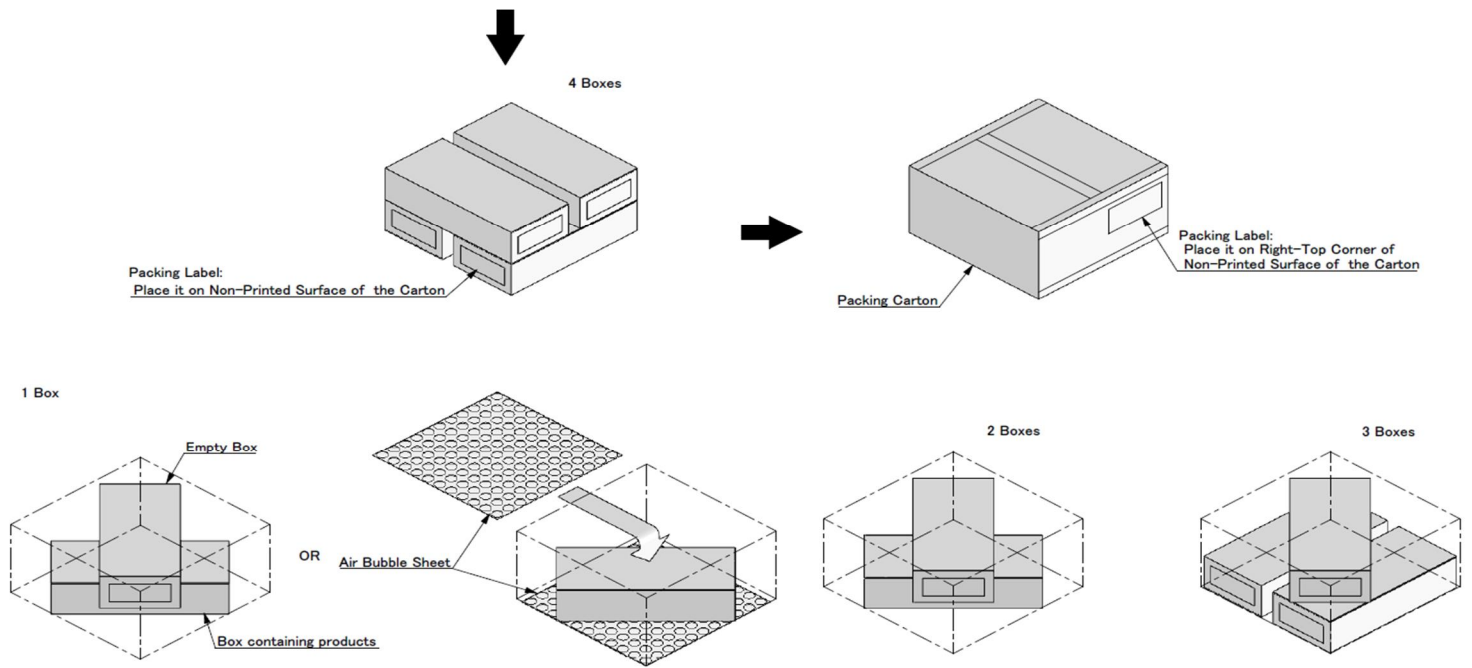


Fig. 3 Packing of Packing Carton