

MINIDOCK™ Slim Type 80P Right Angle Receptacle

Part No. 30030

Packing Standard

9	S24128	May 30, 2024	Y. Kawano	Y. Baba	S. Suzuki
8	S12098	April 4, 2012	M. Yoshimura	K. Narita	E. Kawabe
7	S05109	July 11, 2005	J. Osaka		E. Kawabe
6	S8066	December 21, 1998	A.H		K.K
Rev.	ECN	Date	Prepared by	Checked by	Approved by

MINIDOCK Slim Type 80P Right Angle Receptacle Packing Standard

Document No.

300-071-C09EN

1. Product Name(s) and Parts Number(s)

Product Name	Part Numbers
MINIDOCK Slim Type 80P Right Angle Receptacle	30030-*80T-F 30030-*80T-**F
Cross recessed head screws	90042-001
Note: Connectors with screw only	

2. Packing Material

2.1 Connector

Tray				Shipping Carton	Packing Carton	
950122-080				950001-001	950000-001	
Outer Dimension		Pocket		Outer Dimension	Outer Dimension	
Pos	Width	Depth	Number of Pockets	W×D×H	W×D×H	
80P	360×165	27.6	18.8	24	385×175×90	406×406×214

2.2 Screw

Plastic Bag

W×D

190 x 120 (reference)

3. Packing Quantity

3.1 Connector

Quantity per **Tray**

Quantity per Packing Carton

24

24 pockets × 3 trays per shipping carton × 4 shipping cartons = 288 pieces per packing carton

3.2 Screw

Number of Screws per Connector

Number of Screws per Packing Carton

5 screws

1440 screws per bag

4. Label

The diagram shows a rectangular label with the following layout:

- Top Left:** Fields for P/N, QTY, and LOT.
- Top Middle:** Field for NAME.
- Top Right:** Field for CHECK.
- Bottom Left:** QR Code.
- Bottom Middle:** Field for MADE IN ***** with a country code field.
- Bottom Right:** Field for REMARK.
- Right Side:** RoHS Compliant logo and PS recycle mark.

Numbered callouts (1-10) point to specific elements: 1 (P/N), 2 (QTY), 3 (LOT), 4 (NAME), 5 (QR Code), 6 (CHECK), 7 (Country of Origin), 8 (Recycle Mark), 9 (RoHS Compliant Logo), and 10 (Manufacture Name).

- ① Part Number
- ② Quantity
- ③ Ten Digits Product Lot Number

Y	Y	M	M	D	D	#	#	#	#
Year		Month		Day		Four Digit Code for I-PEX usage			

- ④ Product Name
- ⑤ QR Code
- ⑥ Check Stamp
- ⑦ Country of Origin
- ⑧ Recycle Mark and Compliance Mark
- ⑨ Logo Mark
- ⑩ Manufacture Name

5. Packing Method

5.1 Packing of Tray

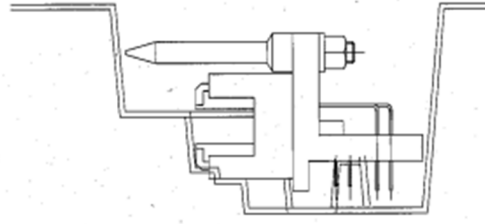


Fig. 1 Connector Orientation Inside the Pocket

5.2 Packing of Shipping Carton

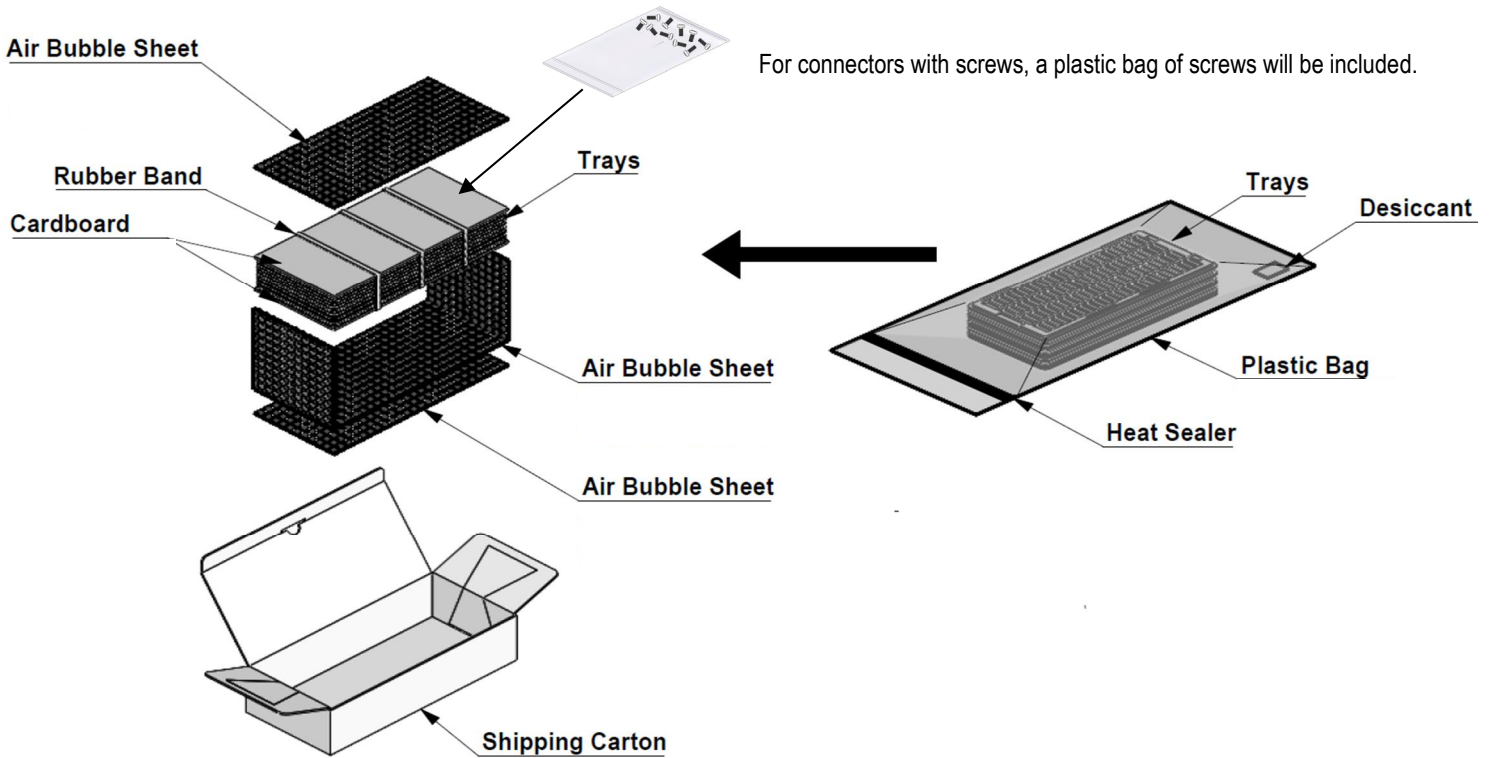


Fig. 2 Packing of Shipping Carton

5.3 Packing of Packing Carton

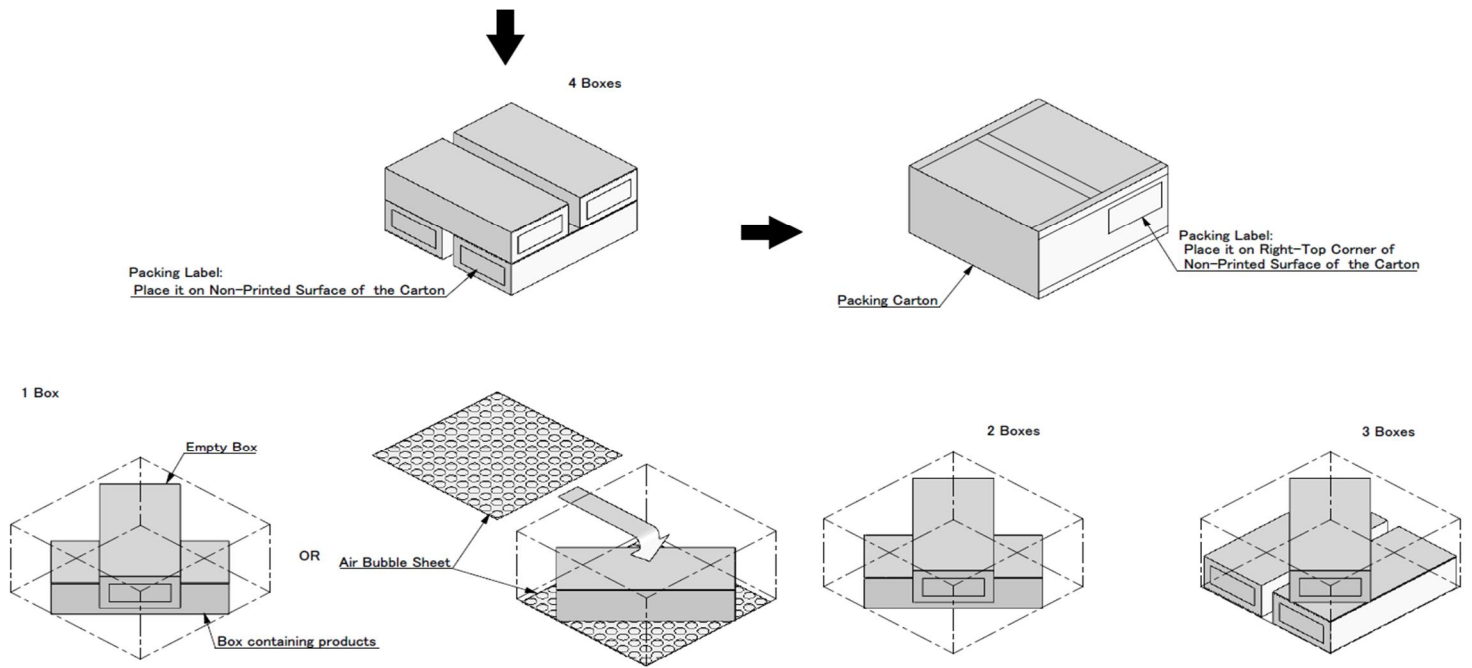


Fig. 3 Packing of Packing Carton