

CABLINE[®]-UM PLUG SHELL-A

Part No. 3488-#**1 / 3860-0**1

Packing Standard

6	S25077	February 5, 2025	K.Tanabe	M.Nakamura	T.Masunaga
5	S24494	December 25, 2024	S.Kaida	M.Nakamura	T.Masunaga
4	S24440	October 29, 2024	K.Tanabe	M.Nakamura	T.Masunaga
3	S24025	January 23, 2024	K.Tanabe	M.Nakamura	T.Masunaga
Rev.	ECN	Date	Prepared by	Checked by	Approved by

1. Product Name(s) and Parts Number(s)

Product Name	Part Number
CABLINE-UM PLUG SHELL-A	3488-#**1 / 3860-0**1

2. Packing Material

Pos.	Reel		Packing Carton
	Diameter	Width	Outer Dimension
30P	φ380	54.0	406×406×214 Outer
40P			
50P		59.0	
60P			
70P			

3. Packing Quantity

Pos.	Reel Quantity	Pieces per Reel	Quantity Per Packing Carton
30P	3 REELS	5000	5.000 × 3 = 15,000
40P			
50P			
60P			
70P			

4. Label

P/N	①	CHECK	⑧ 捆包卷盘 WPP 层间纸 WPP
QTY	②	⑥	
LOT	③	REMARK	
 ⑤ ⑩	NAME: ④ RoHS Compliant MADE IN ***** ← ⑦ ⑨		

- ① Part Number
- ② Quantity
- ③ Ten Digits Product Lot Number

Y	Y	M	M	D	D	#	#	#	#
Year		Month		Day		Four Digit Code for I-PEX usage			

- ④ Product Name
- ⑤ QR Code
- ⑥ Check Stamp
- ⑦ Country of Origin
- ⑧ Recycle Mark and Compliance Mark
- ⑨ Logo Mark
- ⑩ Manufacture Name

5. Packing Method

5-1 Packing of Reel

- (1) Coiling of shell to reel follow as shown Fig.1.
- (2) Coiling quantity is 5000 in reel.

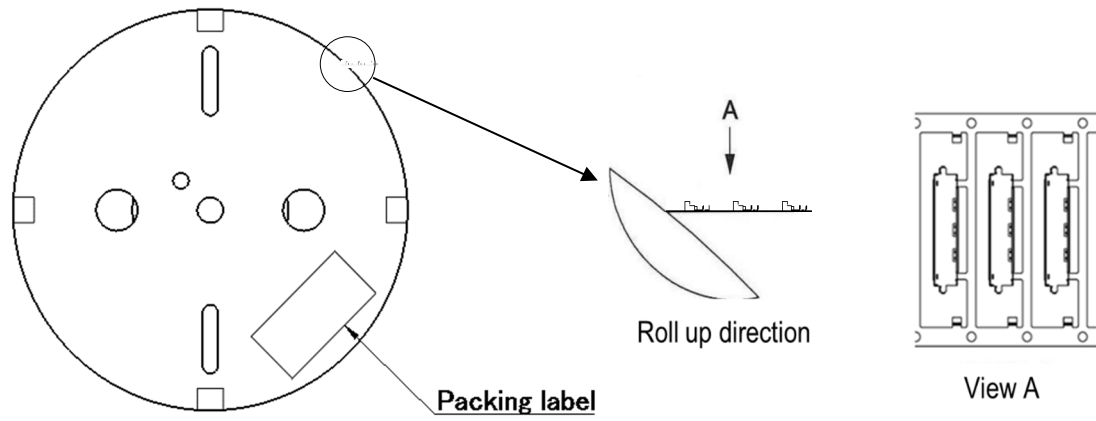


Fig.1

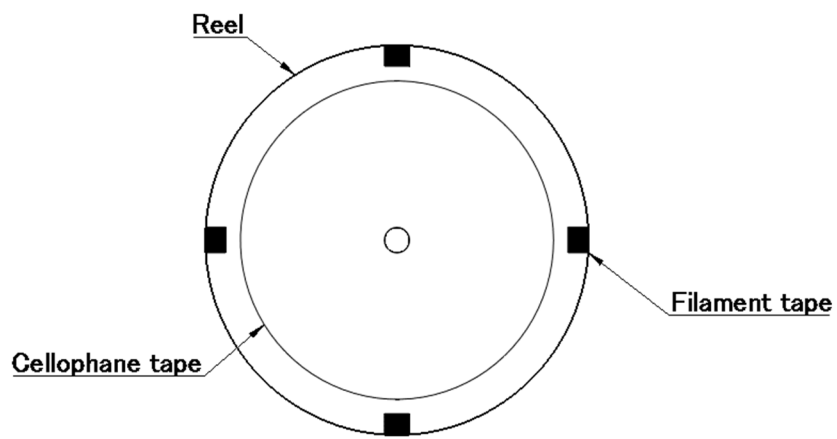


Fig.2

5-2 Packing of P Carton

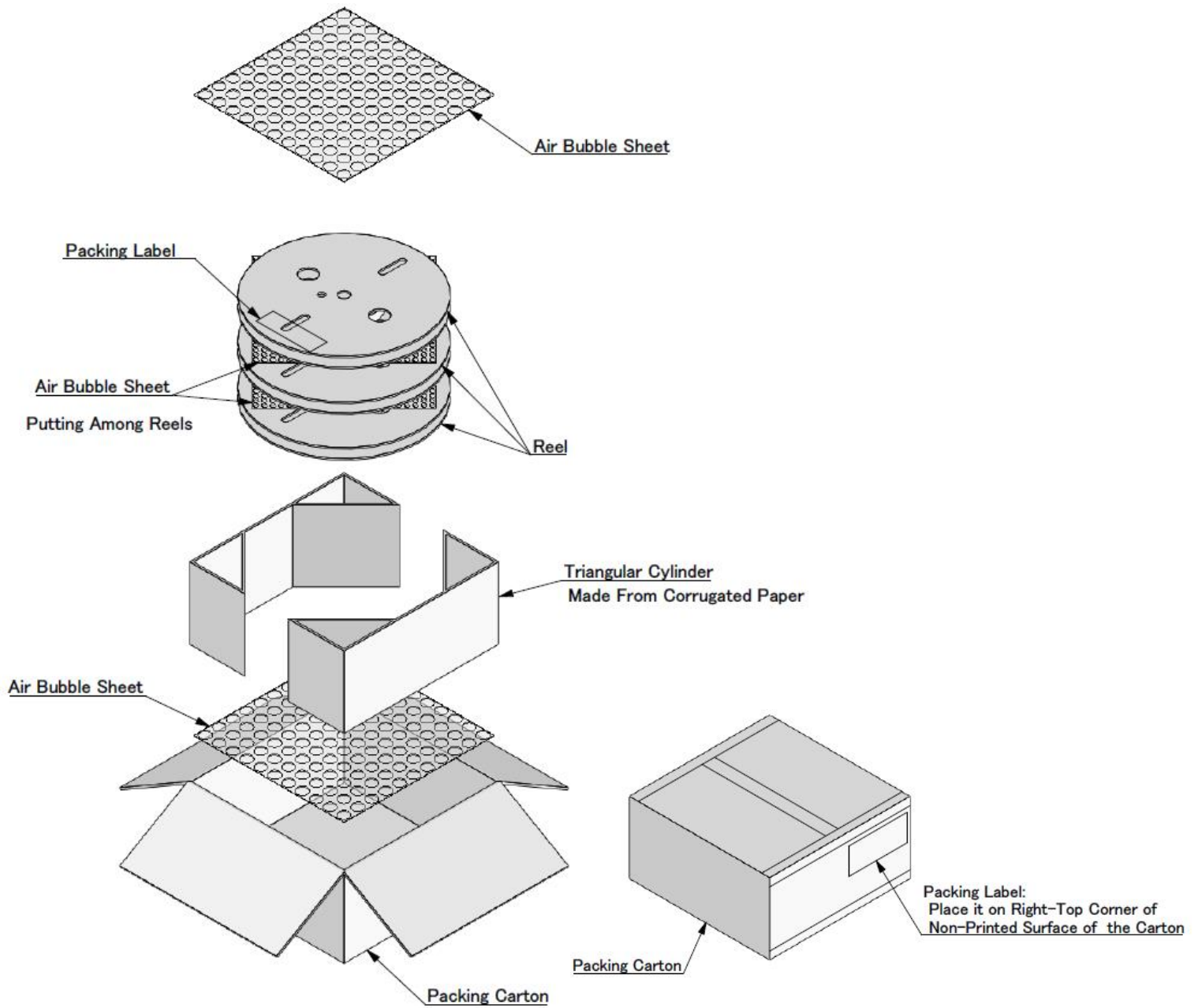


Fig.3

[Note]

Connection of carrier: 1 connection MAX. / reel

To write the label "ONE CONNECTION", when we connect the carrier.

There must be at least two turns of coiling paper between the first and the second carrier.

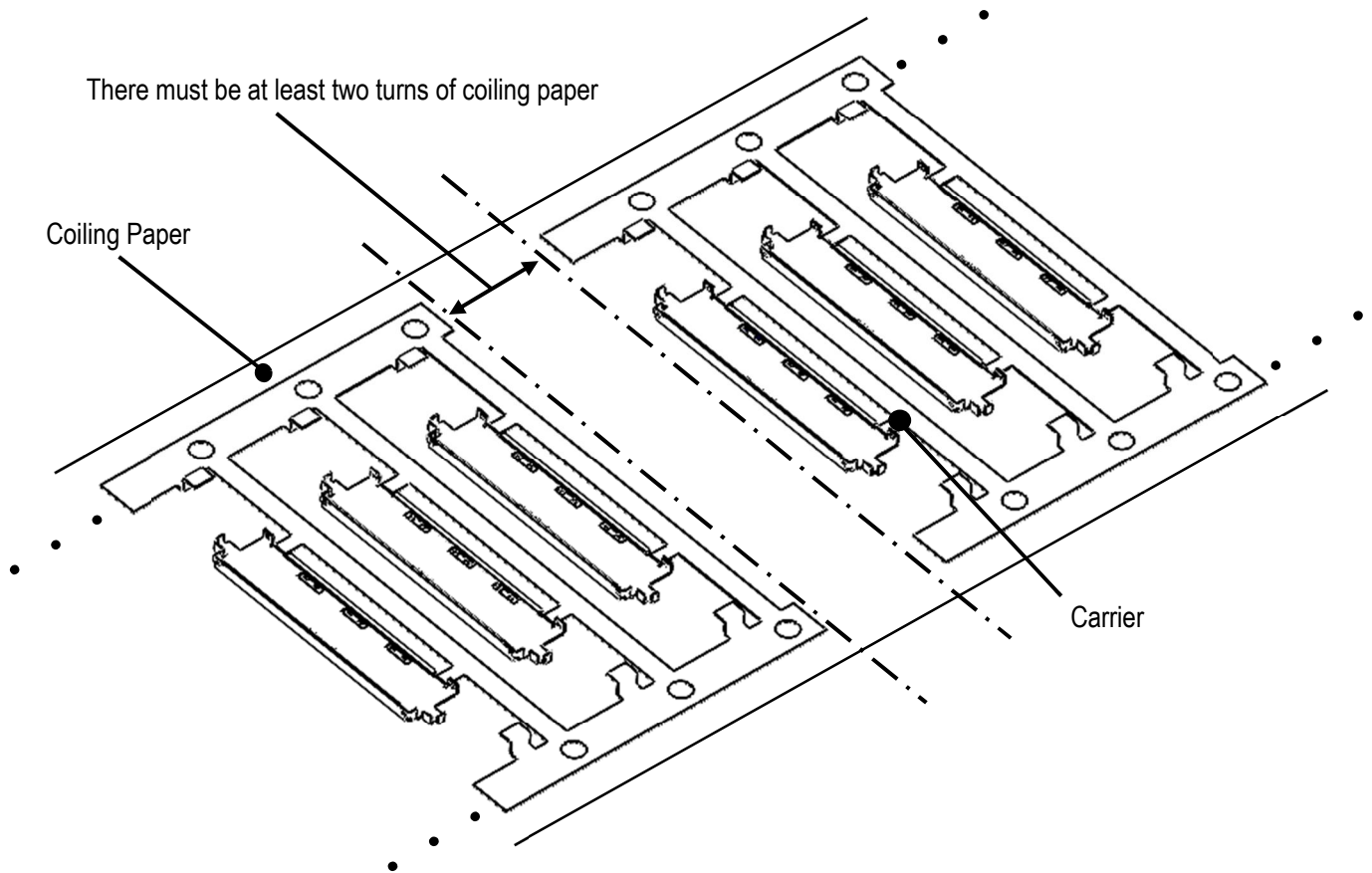


Fig.4 Connection of Carrier