

CABLINE®-CBL PLUG LATCH BAR

Part No. 2619-0**0

Packing Standard

7	S24323	August 5, 2024	H.Uchida	M.Nakamura	T.Masunaga
6	S24041	March 1, 2024	H.Uchida	M.Nakamura	T.Masunaga
5	S16114	February 29, 2016	R.Hoshino	-	K.Narita
4	S13072	March 4, 2013	T.Sakakibara	K.Yotsutani	T.Takano
Rev.	ECN	Date	Prepared by	Checked by	Approved by

1. Product Name and Part Number

Product Name	Part Number
CABLINE-CBL PLUG LATCH BAR	2619-0**0

2. Packing Material and Part Number

Pos.	Reel			Triangular Cylinder			Packing Carton	
	Diameter	Width	P/N	Width	Height	P/N	Outer Dimension	P/N
30P	φ380	44.0	950229	110	155	950531	406 × 406 × 214	950000
40P		49.0		110	155			

3. Packing Quantity

P/N	Pos.	Reel Quantity	Quantity per Reel	Quantity per Packing Carton
2619-0**0	30P	2 (Reels)	30,000 (Pieces)	60,000
	40P			

4. Label

4-1 Put a label on each reel and packing carton.

4-2 Items of label are shown as below.

4-3 Use a label of part number 950005 without UL mark.

P/N	①	CHECK	⑧
QTY	②	⑥	WPP
LOT	③	REMARK	层间纸
QR Code	④	RoHS Compliant	WPP
⑩	MADE IN *****	⑦	⑨
			HF

- ① Part Number
- ② Quantity
- ③ Ten Digits Product Lot Number

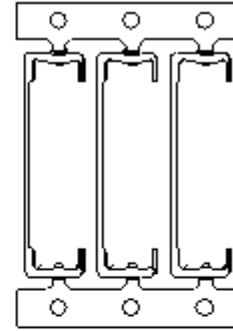
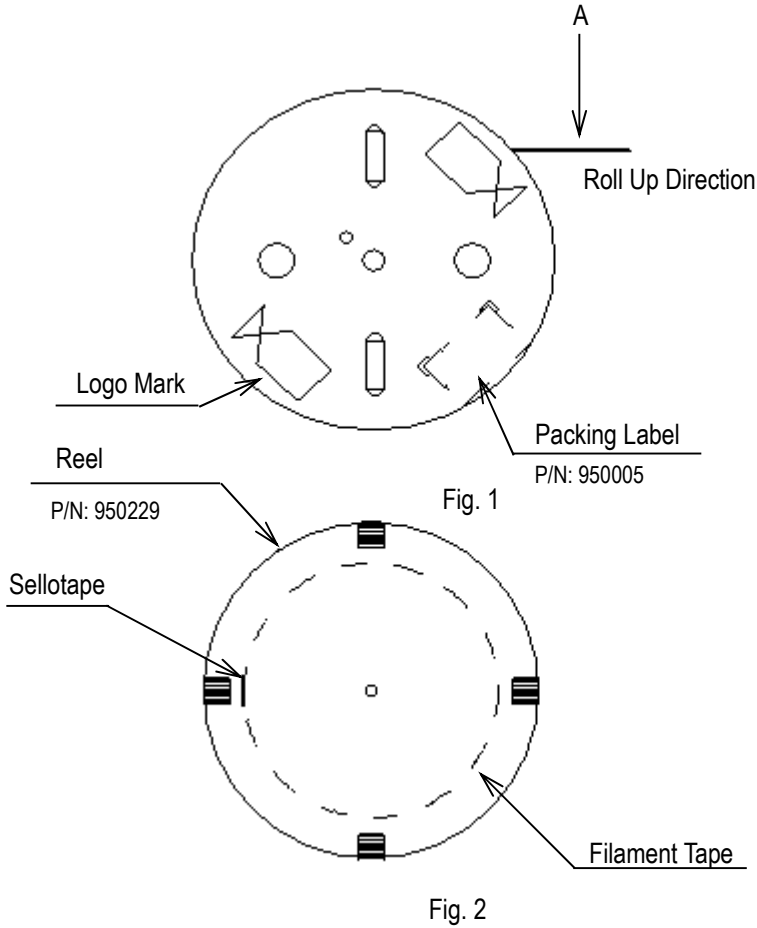
Y	Y	M	M	D	D	#	#	#	#
Year		Month		Day		Four Digit Code for I-PEX usage			

- ④ Product Name
- ⑤ QR Code
- ⑥ Check Stamp
- ⑦ Country of Origin
- ⑧ Recycle Mark and Compliance Mark
- ⑨ Logo Mark
- ⑩ Manufacture Name

5. Packing Style

5-1 Packing of Reel

- (1) Coiling of latch bar to reel follow as shown Fig.1.
- (2) Coiling Qty. is 30,000 per reel (P/N 2619-0**0)



2619-0**0
View A

5-2 Packing of Packing Carton

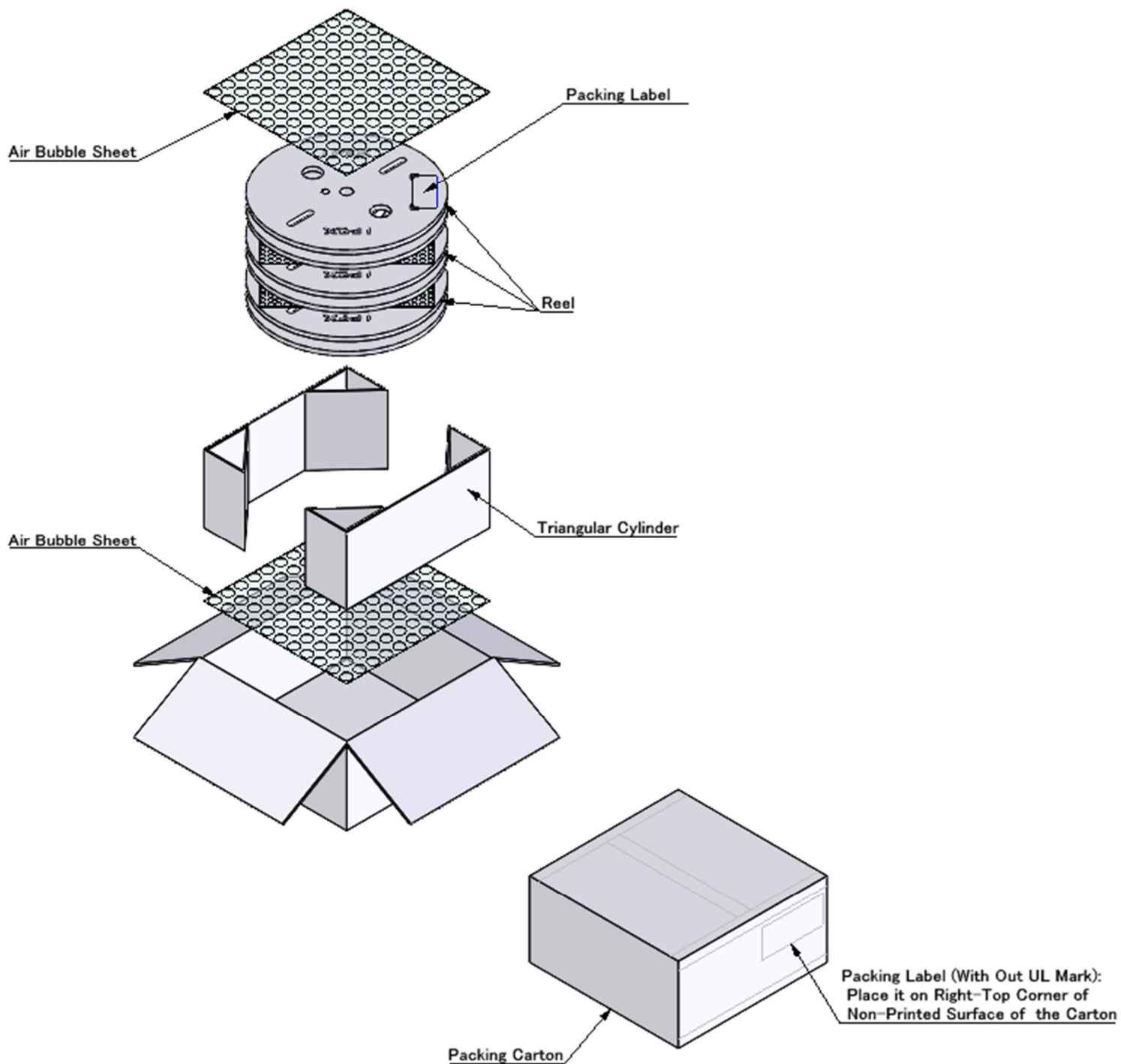


Fig. 3