

AP-10 RECEPTACLE

Part No. 3532-***1-00T , 21022-001E

Packing Standard

| | | | | | |
|------|--------|--------------------|-------------|-------------|--------------|
| 5 | S24373 | September 04,2024 | F.Jin | S.Kamada | Y. Hashimoto |
| 4 | S24077 | February 15, 2024 | F.Jin | S.Kamada | Y. Hashimoto |
| 3 | S22116 | October 24, 2022 | M. Hidaka | T. Kawakami | Y. Hashimoto |
| 2 | S20514 | September 25, 2020 | M. Hidaka | T. Yayoshi | Y. Hashimoto |
| Rev. | ECN | Date | Prepared by | Checked by | Approved by |

1. Product Name(s) and Parts Number(s)

| Product Name | I-PEX Part Number |
|---------------------------|-------------------|
| AP-10 RECEPTACLE | 3532-***1-00T |
| AP-10 RECEPTACLE WITH CAP | 21022-001E |

2. Packing Material

| Emboss Tape | | Reel | | Triangular Cylinder | | Packing Carton |
|-------------|-----------|------------|----------|---------------------|-----------|-----------------------|
| Width | Thickness | Diameter | Width | Width | Height | Outer Dimension |
| 24.00 mm | 13.50 mm | φ380.00 mm | 29.40 mm | 140.00 mm | 180.00 mm | L406 × W406 × H214 mm |

3. Packing Quantity

| Pieces per Reel | Quantity Per Packing Carton |
|-----------------|---------------------------------|
| 350 pcs. | 350 pcs. × 5 reels = 1,750 pcs. |

4. Label

Put a packing label on the designated place of each reel and packing carton.

The diagram shows a rectangular packing label with the following layout:

- Top Left:** Fields for P/N, QTY, and LOT.
- Top Right:** A 'CHECK' field with a stamp icon (6).
- Bottom Left:** A QR code (5) and a 'NAME' field (4).
- Bottom Middle:** 'MADE IN *****' field (7) with an arrow pointing left, and a 'RoHS Compliant' logo (9).
- Bottom Right:** A 'REMARK' field.
- Far Right:** Recycling symbols for PS (06) and PET (01), with a 'HF' logo.

Numbered callouts 1-10 point to specific fields: 1 (P/N), 2 (QTY), 3 (LOT), 4 (NAME), 5 (QR Code), 6 (Check Stamp), 7 (Country of Origin), 8 (Recycling/Compliance Mark), 9 (RoHS Logo), 10 (Manufacture Name).

Fig. 1

- ① Part Number
- ② Quantity
- ③ Ten Digits Product Lot Number

| Y | Y | M | M | D | D | # | # | # | # |
|------|---|-------|---|-----|---|---------------------------------|---|---|---|
| Year | | Month | | Day | | Four Digit Code for I-PEX usage | | | |

- ④ Product Name
- ⑤ QR Code
- ⑥ Check Stamp
- ⑦ Country of Origin
- ⑧ Recycle Mark and Compliance Mark
- ⑨ Logo Mark
- ⑩ Manufacture Name

5. Packing Method

- (1) Pack the emboss tape and reel as shown in Fig. 5.
- (2) Put the I-PEX logomark and packing label on the designated place of reel as shown in Fig. 2.
- (3) Put the packing label, "THIS SIDE UP" sticker (Fig. 3), and "FRAGILE" sticker (Fig. 4) on the designated place of packing carton as shown in Fig. 5.

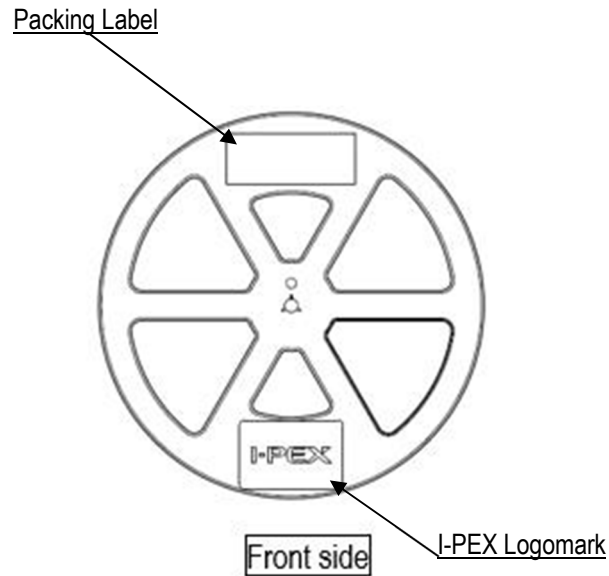


Fig. 2

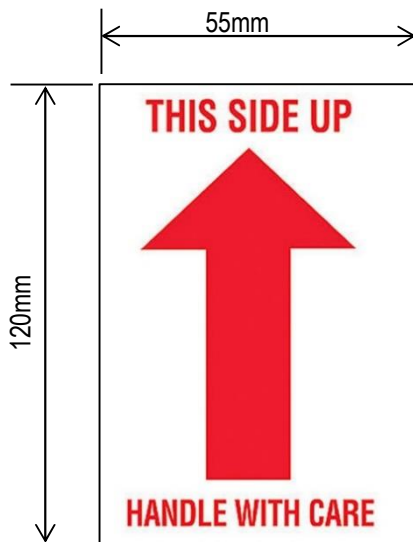


Fig. 3



Fig. 4

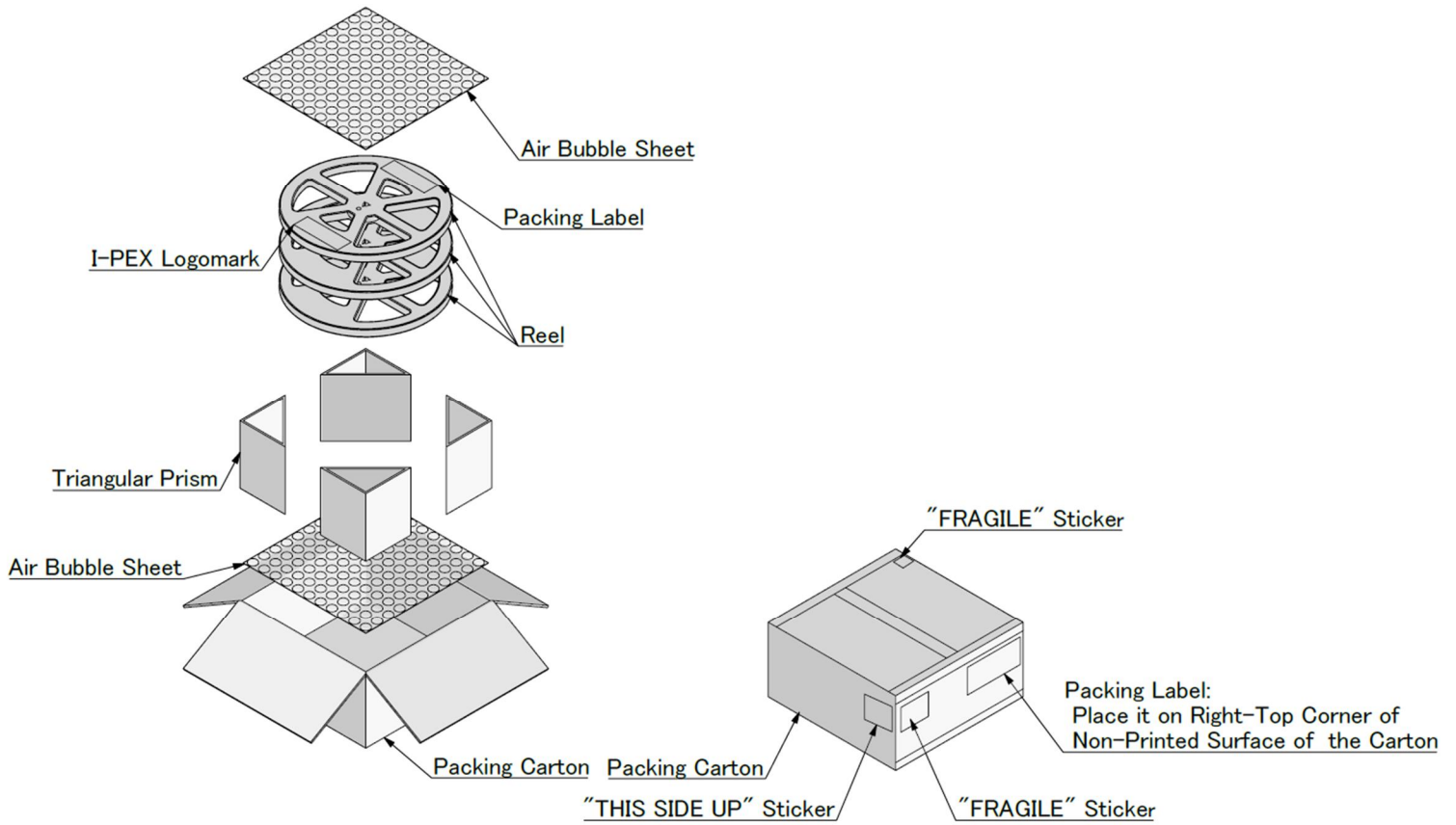


Fig. 5