

AP-10 PLUG 14.5 mm

Part No. 3539-****-45* , 21037-001E

Packing Standard

Rev.	ECN	Date	Prepared by	Checked by	Approved by
2	S24229	June 10, 2024	F.Jin	-	Y.Hashimoto
1	S23401	November 13, 2023	F.Jin	S.Kamada	Y.Hashimoto
0	S23316	September 13, 2023	F.Jin	S.Kamada	Y.Hashimoto

1. Product Name(s) and Parts Number(s)

Product Name	I-PEX Part Number
AP-10 PLUG HEIGHT CHANGE TYPE	3539-****-45*
AP-10 PLUG HEIGHT CHANGE WITH CAP	21037-001E

2. Packing Material

Emboss Tape		Reel		Triangular Cylinder		Packing Carton
Width	Thickness	Diameter	Width	Width	Height	Outer Dimension
32.00 mm	15.30 mm	φ380.00 mm	37.40 mm	140.00 mm	180.00 mm	L406 × W406 × H214 mm

3. Packing Quantity

Pieces per Reel	Quantity Per Packing Carton
350 pcs.	350 pcs. × 4 reels = 1,400 pcs.

4. Label

Put a packing label on the designated place of each reel and packing carton.

Fig. 1

- ① Part Number
- ② Quantity
- ③ Ten Digits Product Lot Number

Y	Y	M	M	D	D	#	#	#	#
Year		Month		Day		Four Digit Code for I-PEX usage			

- ④ Product Name
- ⑤ QR Code
- ⑥ Check Stamp
- ⑦ Country of Origin
- ⑧ Recycle Mark and Compliance Mark
- ⑨ Logo Mark
- ⑩ Manufacture Name

5. Packing Method

- (1) Pack the emboss tape and reel as shown in Fig. 5.
- (2) Put the I-PEX logomark and packing label on the designated place of reel as shown in Fig. 2.
- (3) Put the packing label, "THIS SIDE UP" sticker (Fig. 3), and "FRAGILE" sticker (Fig. 4) on the designated place of packing carton as shown in Fig. 5.

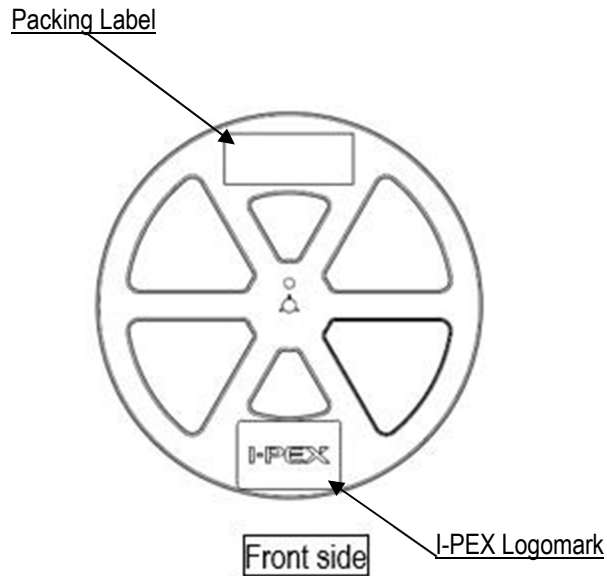


Fig. 2

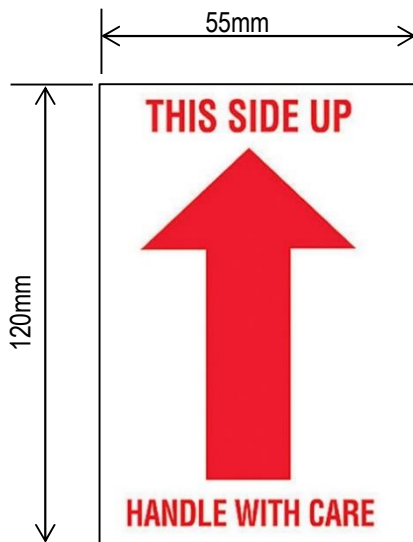


Fig. 3



Fig. 4

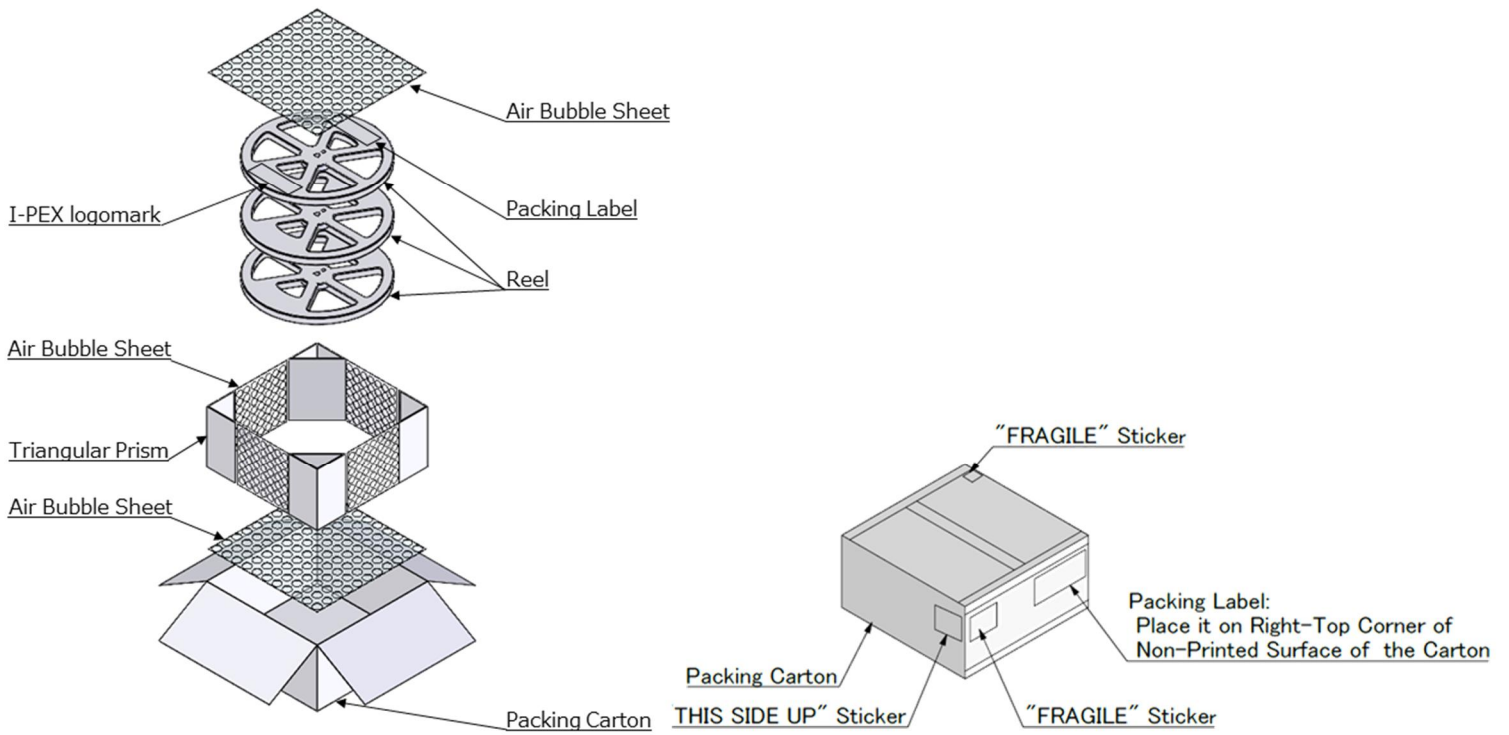


Fig. 5