


NOVASTACK® 35-PH

결합 높이 1.5 mm, 단자의 유효 접촉 구간이 긴 디자인, 전원 단자 포함, 0.35 mm Pitch, 수직 결합



- ✓ 결합 높이 1.5 mm 전용 설계에 의한 높은 결합 유지력과 명료한 체결감을 실현
- ✓ 금속 보강판에 의한 강도 상승과 불완전 결합을 방지
- ✓ 0.35 mm Pitch로 기판의 공간 절약에 기여

핀수:

범위	Up to 80 (신호) + 2 (전원)
사용 가능	10, 30, 40, 50p / +2

*핀수가 없거나 핀수 범위를 벗어나는 경우 문의해 주십시오.

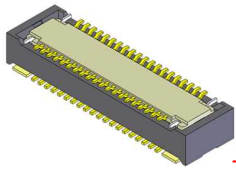
Receptacle P/N		20843-0**E-21
Plug P/N		20842-0**E-21
Pitch (mm)		0.35
Board pitch (mm)		0.35
Mated size (mm)	Stack Height	1.5 +/- 0.06
	Width formula	2.65+ (0.35*?p/2)
	Depth	2.8
Current Rating	Signal Pin	0.3A / Pin
	Power Pin	3.0A / Pin x 2

결합 높이 1.5 mm 전용 설계에 의한 높은 결합 유지력과 명료한 체결감을 실현

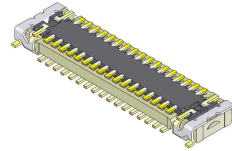
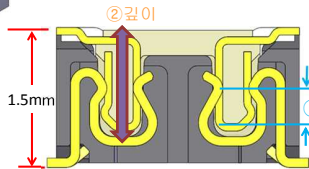
NOVASTACK 35-PH

0.35 mm 피치, 1.5 mm 높이 전용 보드 간 커넥터

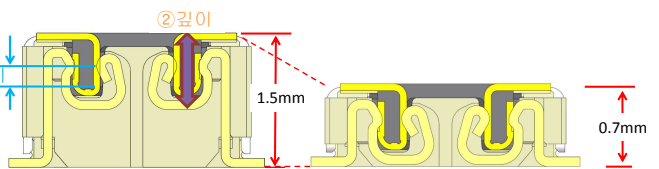
예: 일반적인 H= 1.5 mm 0.35 mm 보드 간 커넥터



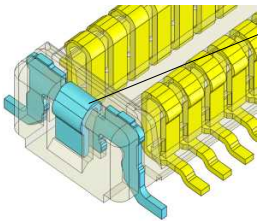
깊어진 체결 깊이와 접촉 유효 길이



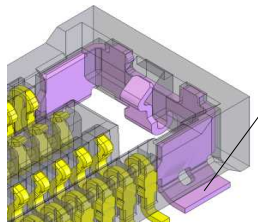
0.6 - 0.8 mm 높이에서 1.5 mm 높이로 늘인 커넥터



금속 보강판에 의한 강도 상승과 불완전 결합을 방지

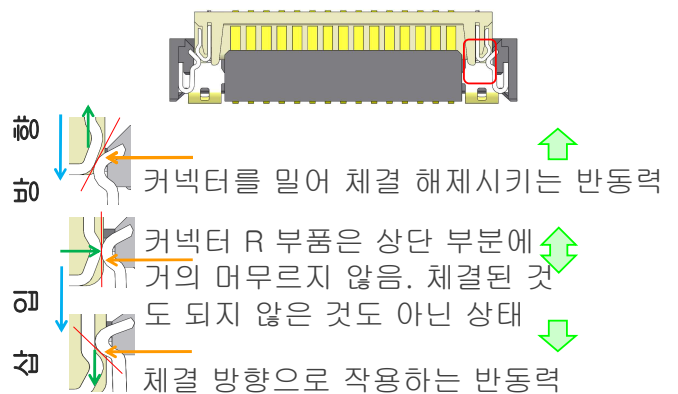


플러그 메탈 보강재(고정)



리셉터클 메탈 보강재(고정)

체결 시 메탈 고정 반동



0.35 mm Pitch로 기판의 공간 절약에 기여

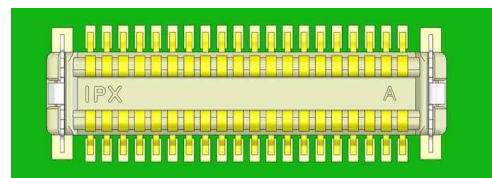
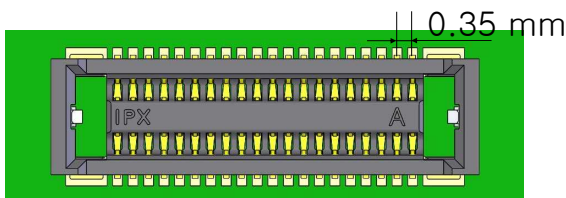
Receptacle

PIN	10	30	40	50
I-PEX	4.40	7.90	9.65	11.40
경쟁사 제품	4.60	8.60	10.60	12.60
Decreasing Rate	4.3%	8.1%	9.0%	10%

Plug

(Unit: mm²)

PIN	10	30	40	50
I-PEX	3.27	6.77	8.52	10.27
경쟁사 제품	3.52	7.52	9.52	11.52
Decreasing Rate	7.1%	10%	10.5%	10.9%

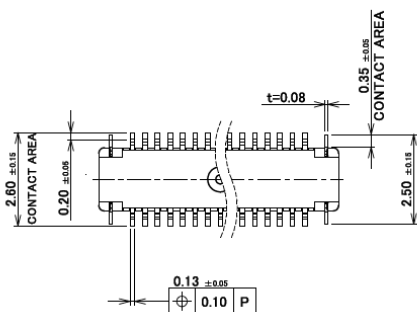
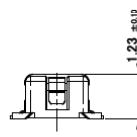
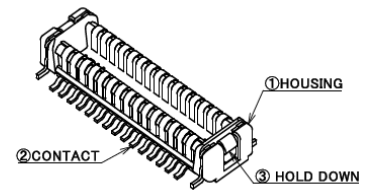
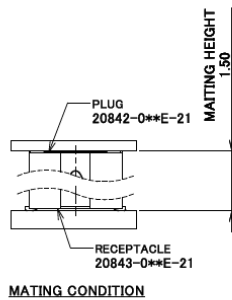
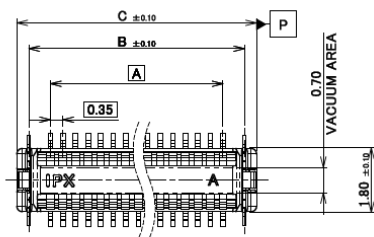


NOVASTACK® 35-PH

Component Parts Detail

Plug Assembly :

Recommended P/N		20842-0**E-21			
PART No.	Pos	A	B	C	
20842-010E-21	10	1.40	2.60	3.27	
20842-030E-21	30	4.90	6.10	6.77	
20842-040E-21	40	6.65	7.85	8.52	
20842-050E-21	50	8.40	9.60	10.27	

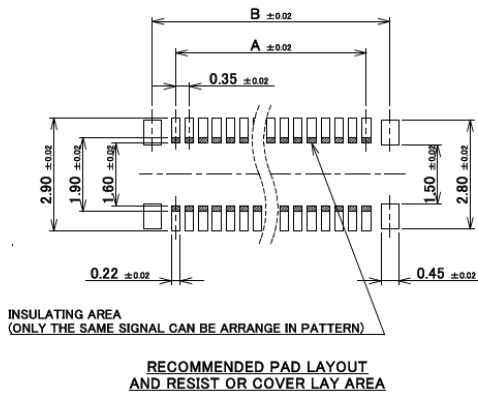
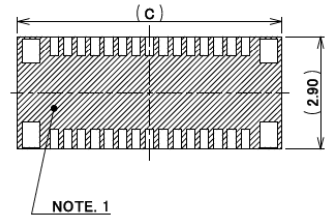
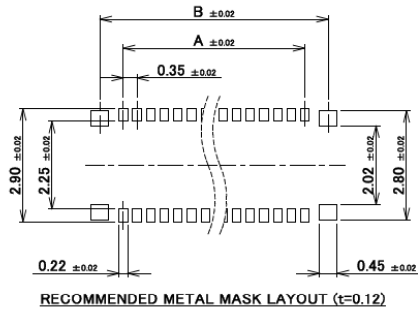


NO.	DESCRIPTION	MATERIAL	FINISH , REMARKS
3	HOLD DOWN	CORSON ALLOY	ALL OVER Ni 1.27 μ m MIN. CONTACT PART Au 0.10 μ m MIN. SOLDERING PART Au 0.01 μ m MIN.
2	CONTACT	CORSON ALLOY	ALL OVER Ni 1.27 μ m MIN. CONTACT PART Au 0.10 μ m MIN. SOLDERING PART Au 0.01 μ m MIN.
1	HOUSING	LCP	UL94V-0, BEIGE

Rev.3

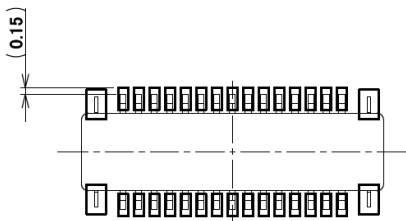
Plug Assembly :

PART No.	Pos	A	B	C
20842-010E-21	10	1.40	2.60	3.27
20842-030E-21	30	4.90	6.10	6.77
20842-040E-21	40	6.65	7.85	8.52
20842-050E-21	50	8.40	9.60	10.27

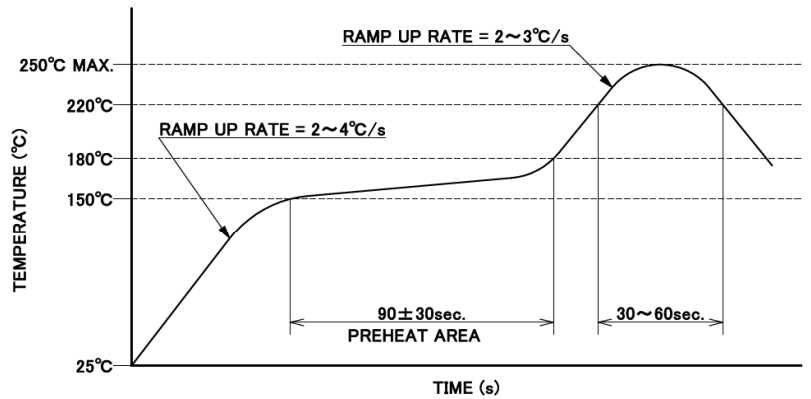


Rev.3

Plug Assembly :



CONNECTOR ON RECOMMENDED FOOTPRINT PATTERN



Rev.3

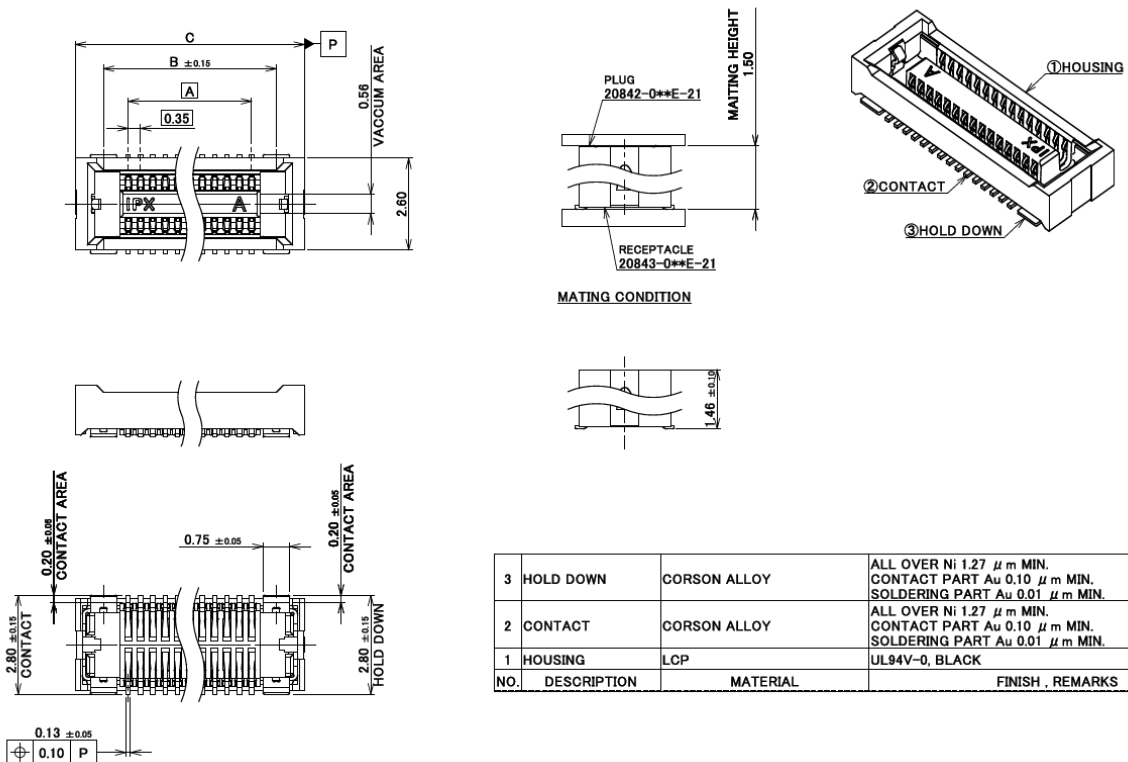
Plug Assembly :

ITEMS	SPECIFICATION
RATING VOLTAGE	50V AC (r.m.s)/DC (PER A CONTACT)
RATING AMPERAGE (FOR SIGNAL CONTACT)	0.3A MAX. AC/DC (PER A CONTACT) 40P AND OVER : 12.0A MAX. AC/DC(TOTAL)
RATING AMPERAGE (FOR POWER CONTACT)	3.0A MAX. AC/DC (PER A CONTACT)/ 6.0A MAX. AC/DC (TOTAL)
OPERATING TEMPERATURE	233~358K(-40°C~+85°C)
OPERATING HUMIDITY	85% MAX.(NON-CONDENSING)
CONTACT RESISTANCE (FOR SIGNAL CONTACT)	INITIAL : 80mohm MAX. / AFTER TEST : \triangleleft 20mohm MAX.
CONTACT RESISTANCE (FOR POWER CONTACT)	INITIAL : 80mohm MAX. / AFTER TEST : \triangleleft 20mohm MAX.
INSULATION RESISTANCE	INITIAL : 1,000Mohm MIN. / AFTER TEST : 500Mohm MIN.
DIELECTRIC WITHSTANDING VOLTAGE	AC200V 1min
DURABILITY	30 CYCLES
MATING FORCE (INITIAL)	1.0N/PIN MAX.
UNMATING FORCE (AFTER TEST)	0.15N/PIN MIN.
COPLANARITY	0.10 MAX.
PRODUCT SPECIFICATION	PRS-2463
TEST REPORT	TR-18014
PACKING STANDARD	PST-17082
INSTRUCTION MANUAL	HIM-18017
APPEARANCE CRITERIA No.	QLS-A***

Rev.3

Receptacle Assembly :

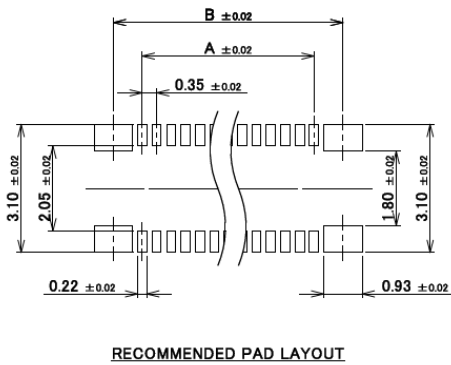
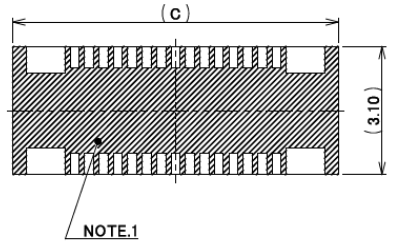
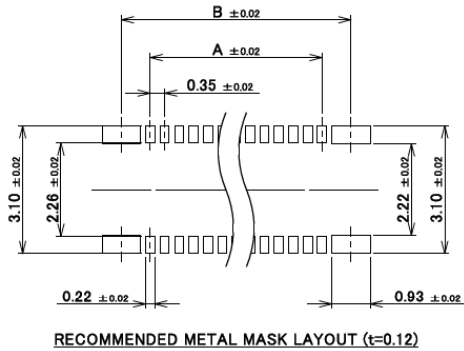
Recommended P/N		20843-0**E-21			
PART No.	Pos	A	B	C	
20843-010E-21	10	1.40	2.80	4.40	
20843-030E-21	30	4.90	6.30	7.90	
20843-040E-21	40	6.65	8.05	9.65	
20843-050E-21	50	8.40	9.80	11.40	



Rev.3

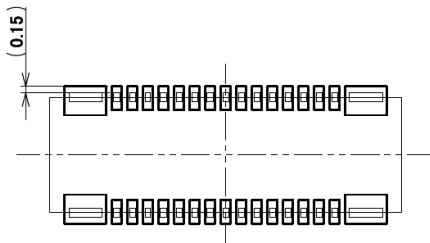
Receptacle Assembly :

PART No.	Pos	A	B	C
20843-010E-21	10	1.40	2.80	4.40
20843-030E-21	30	4.90	6.30	7.90
20843-040E-21	40	6.65	8.05	9.65
20843-050E-21	50	8.40	9.80	11.40

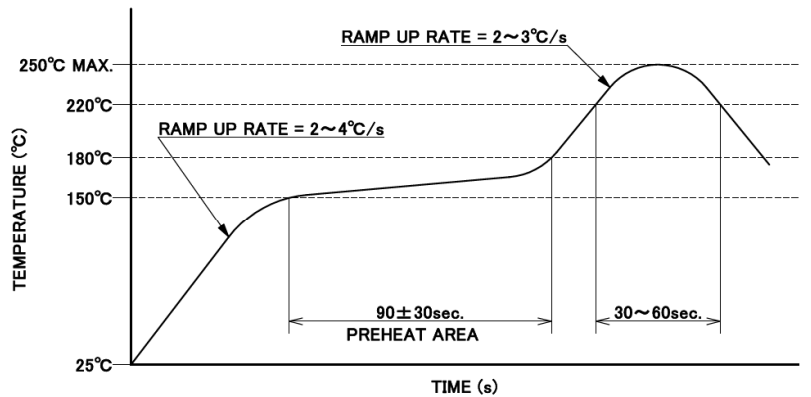


Rev.3

Receptacle Assembly :



CONNECTOR ON RECOMMENDED FOOTPRINT PATTERN



Rev.3

Receptacle Assembly :

ITEMS	SPECIFICATION
RATING VOLTAGE	50V AC (r.m.s)/DC (PER A CONTACT)
RATING AMPERAGE (FOR SIGNAL CONTACT)	0.3A MAX. AC/DC (PER A CONTACT) 40P AND OVER : 12.0A MAX. AC/DC (TOTAL)
RATING AMPERAGE (FOR POWER CONTACT)	3.0A MAX. AC/DC (PER A CONTACT)/ 6.0A MAX. AC/DC (TOTAL)
OPERATING TEMPERATURE	233~358K(-40°C~+85°C)
OPERATING HUMIDITY	85% MAX.(NON-CONDENSING)
CONTACT RESISTANCE (FOR SIGNAL CONTACT)	INITIAL : 80mohm MAX. / AFTER TEST : \leq 20mohm MAX.
CONTACT RESISTANCE (FOR POWER CONTACT)	INITIAL : 80mohm MAX. / AFTER TEST : \leq 20mohm MAX.
INSULATION RESISTANCE	INITIAL : 1,000Mohm MIN. / AFTER TEST : 500Mohm MIN.
DIELECTRIC WITHSTANDING VOLTAGE	AC200V 1min
DURABILITY	30 CYCLES
MATING FORCE (INITIAL)	1.0N/PIN MAX.
UNMATING FORCE (AFTER TEST)	0.15N/PIN MIN.
COPLANARITY	0.10 MAX.
PRODUCT SPECIFICATION	PRS-2463
TEST REPORT	TR-18014
PACKING STANDARD	PST-17083
INSTRUCTION MANUAL	HIM-18017
APPEARANCE CRITERIA No.	QLS-A***

Rev.3



Copyright © I-PEX Inc. 2020. All rights reserved.

I-PEX, MHF, CABLINE, NOVASTACK, EVAFLEX, MINIFLEX, ISH, IARPB, IASLP, ESTORQ, i-Fit, ISFIT는 I-PEX주식회사의 등록상표입니다. 본 Catalog의 기재내용에 대해서는 예고없이 변경될 수 가 있으니 양해 부탁드립니다. 내용에 포함된 정보의 정확성과 갱신의무에 대해서 회사는 일체의 책임을 지지 않습니다. 사용 전에 「사용상의 주의」 및 「취급설명서」의 최신판을 반드시 보시고 제대로 이해하신 후에 사용해 주십시오. 사용상의 주의사항에 반해 본 제품을 사용함으로써 발생하는 결함, 고장 및 사고에 관해서 당사는 일체의 책임을 지지 않습니다. 매우 높은 신뢰성, 안전성이 요구되는 용도 등 인명에 관한 용도(원자력, 항공우주, 운송, 의료, 안전장치 등)에서의 사용에 관해서는 사전에 당사 영업부로 문의해 주시기 바랍니다.

자세한 내용은 영업 담당자에게 문의하십시오. [i-pex.com]