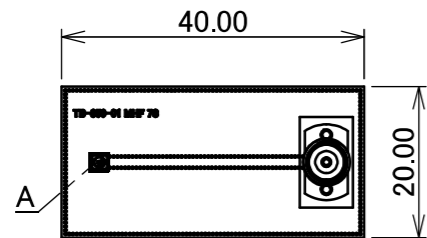
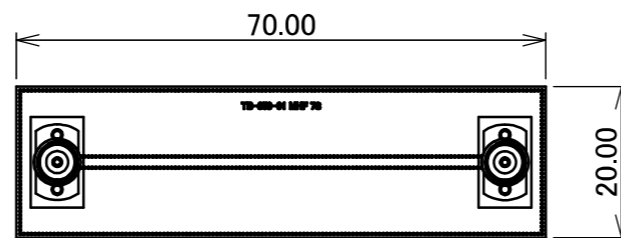


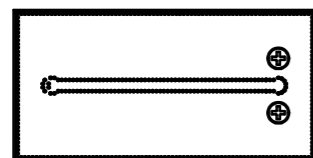
PART No.	STRUCTURE
91606-001B-001	TEST BOARD ASSEMBLY: 2PCS. THRU BOARD ASSEMBLY: 1PC.




TEST BOARD ASSEMBLY (TOP)



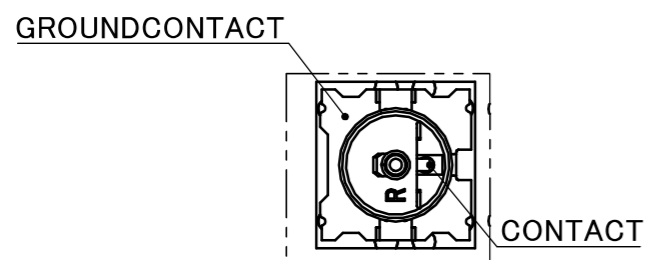
THRU BOARD ASSEMBLY (TOP)



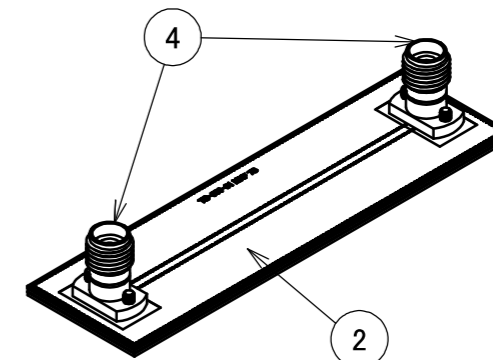
TEST BOARD ASSEMBLY (BOTTOM)



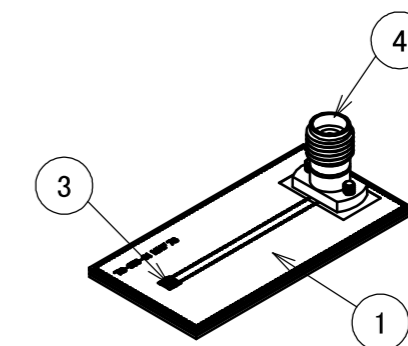
THRU BOARD ASSEMBLY (BOTTOM)



DETAIL A  
S= 10 : 1



THRU BOARD ASSEMBLY



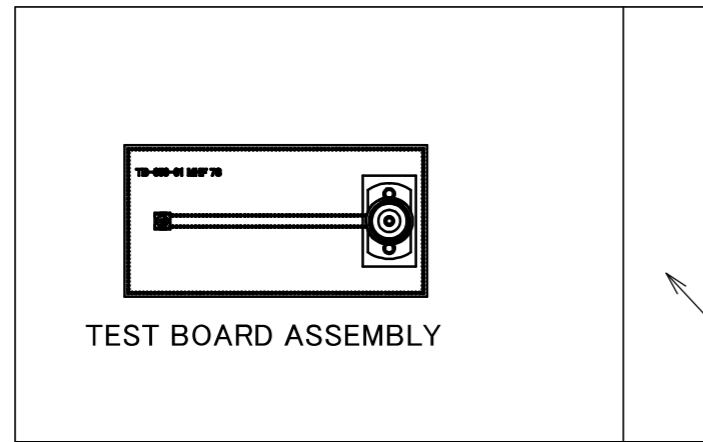
TEST BOARD ASSEMBLY

- NOTE
- FOR DETAILED INFORMATION ON THE STRUCTURE OF TEST BOARD TB-859, REFER TO REPORT #IER-001-10710.
  - CHARACTERISTIC IMPEDANCE: 50 Ω (SINGLE-ENDED).
  - MAXIMUM MEASUREMENT FREQUENCY: 15 GHz

No.	DESCRIPTION	PART No.	QTY.	REMARK
4	2.92mm CONNECTOR	50104-J001	4	JACK
3	CONNECTOR	20981-001E-02	2	MHF 7S RECEPTACLE
2	THRU BOARD	TB-859	1	BOARD THICKNESS : 1.60mm MAX.
1	TEST BOARD	TB-859	2	BOARD THICKNESS : 1.60mm MAX.

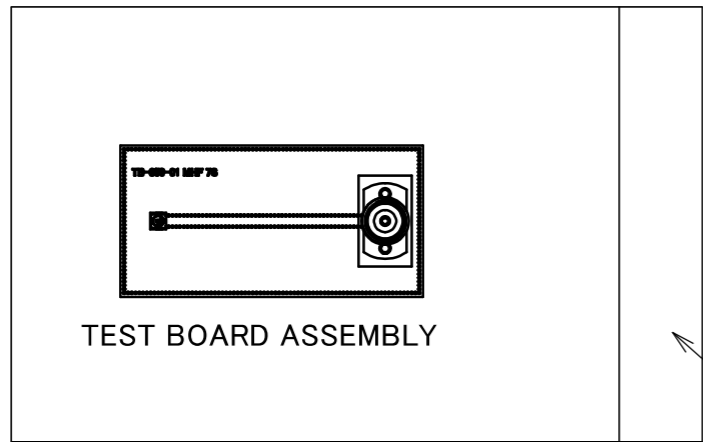
  

ANGLE	±2°	6 OVER 30 MAX.	±0.3	PROJECTION 	SERIES No. R4R1R0	CUSTOMER COPY
	6 MAX.	±0.2	30 OVER 120 MAX.			
GENERAL TOLERANCE.				TITLE MHF® 7S SI TEST BOARD ASSEMBLY	SCALE 1:1	UNIT mm
DWG.	M.Toida		DATE 2024/08/29			
CHK.	-			DWG. No. 91606	SIZE A3	SHEET 1/2
REV.	ECN	BY	DATE			
REVISION RECORD				K.Yufu		



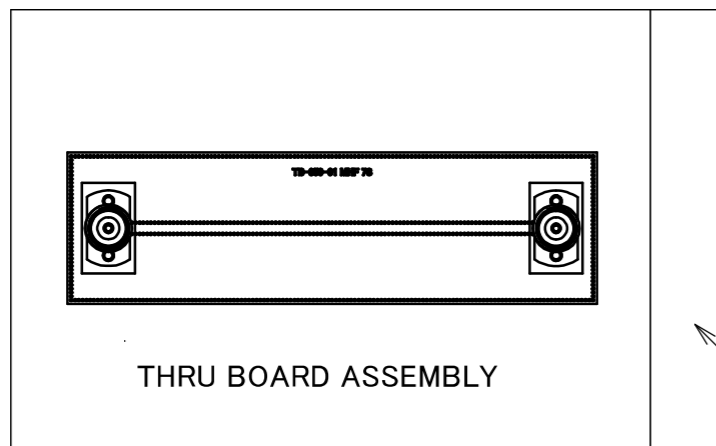
TEST BOARD ASSEMBLY

<SMALL BAG>  
REUSABLE PLASTIC BAG



TEST BOARD ASSEMBLY

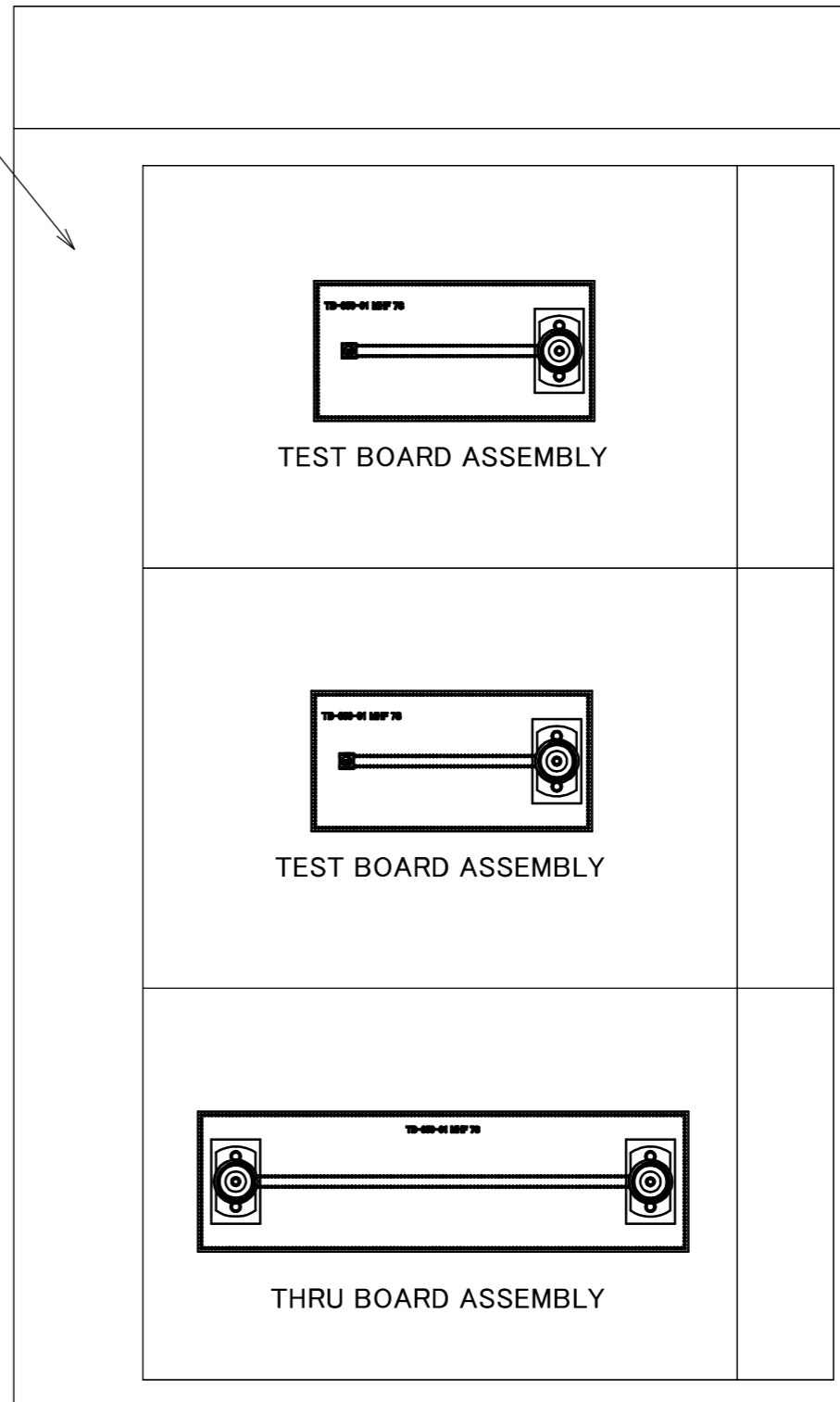
<SMALL BAG>  
REUSABLE PLASTIC BAG



THRU BOARD ASSEMBLY

<SMALL BAG>  
REUSABLE PLASTIC BAG

<LARGE BAG>  
REUSABLE PLASTIC BAG



TEST BOARD ASSEMBLY

TEST BOARD ASSEMBLY

THRU BOARD ASSEMBLY

### PACKING STYLE

ANGLE	±2°	6 OVER 30 MAX.	±0.3	PROJECTION 	SERIES No. R4R1R0	CUSTOMER COPY		
6 MAX.	±0.2	30 OVER 120 MAX.	±0.5			SCALE 1:1	<b>I-PEX</b>	
GENERAL TOLERANCE.				TITLE MHF® 7S SI TEST BOARD ASSEMBLY	UNIT mm	SIZE		
DWG.	DATE				DWG. No. 91606	A3	2/2	0
CHK.								
APP.								