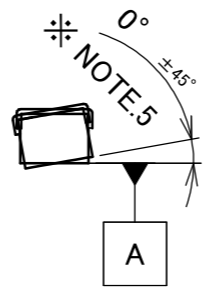
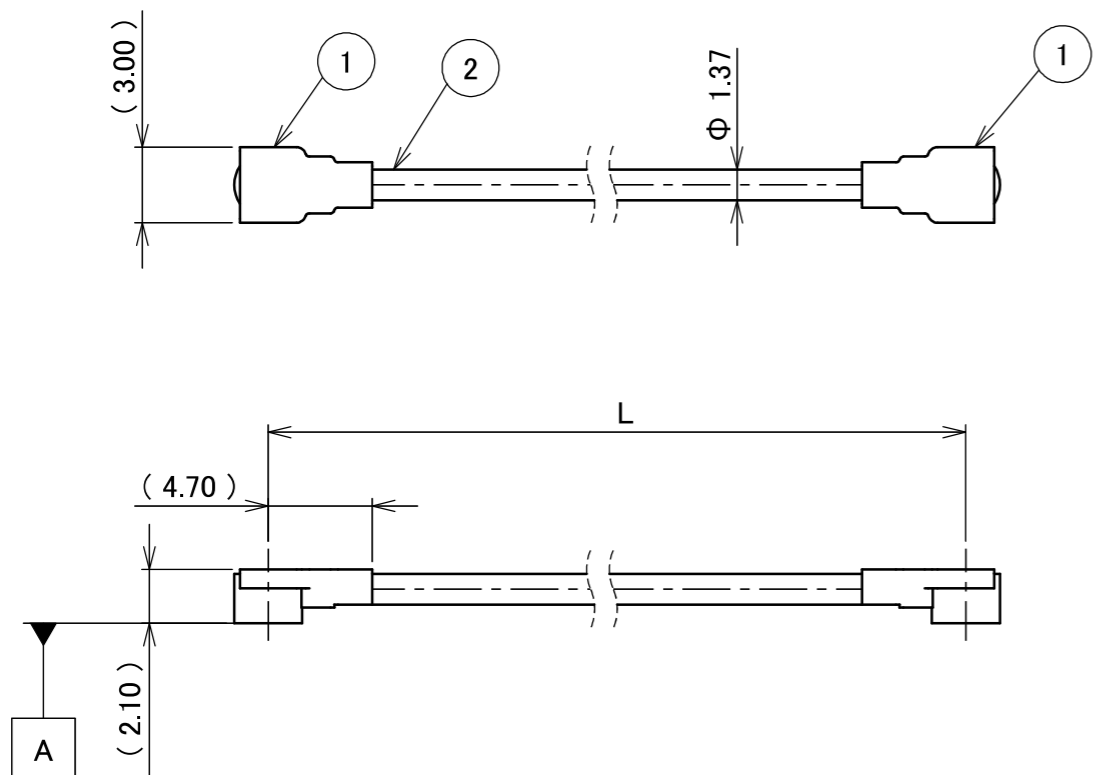
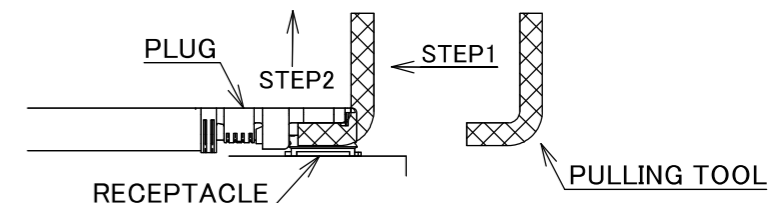


PART NO.	L
8-24-0140	50.00±1.0 mm

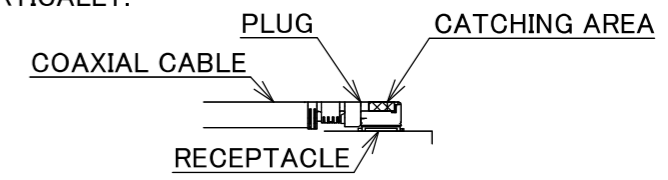
PLEASE CONTACT I-PEX FOR REQUESTS OTHER THAN THIS SPECIFICATIONS.
PLEASE NOTE IF SPECIFICATIONS CHANGE, PART NO. WILL ALSO CHANGE.



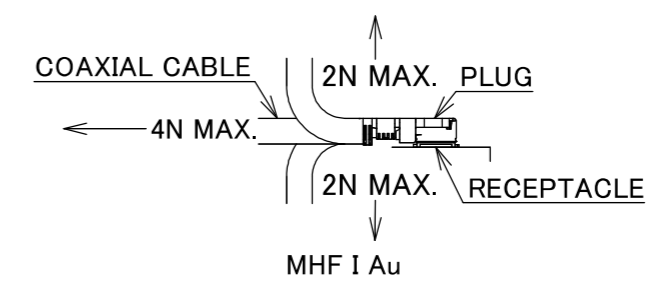
NOTES
1. SUGGESTIONS FOR MATING & UNMATING OPERATION.
1-1. MATING
MATE THE CONNECTOR VERTICALLY,
ALIGNING THE MATING AXIS ON PLUG AND RECEPTACLE.
DO NOT SLANT MATE.
1-2. UNMATING
1-2-1.
UNMATING BY PULLING TOOL.
[P/N 90192-001 (MHF I),]
USE THE PULLING TOOL AS THE FOLLOWING, AND
PULL PLUG TO VERTICAL DIRECTION AS DIRECTLY AS POSSIBLE.



1-2-2.
UNMATING DIRECTLY BY HAND.
HOLD THE CATCHING AREA ON PLUG AND PULL THE PLUG
VERTICALLY.



- 2. PACKING : PLASTIC BAG
- 3. PERMISSIBLE LOAD ON THE CABLE AFTER MATING



- 4. CABLE CRIMP STRENGTH : 15N MIN.
- 5. ORIENTATION OF CONNECTORS

2	CABLE	1	AWG#30 Φ 1.37, BRAIDED SHIELD , BLACK
1	CONNECTOR-1, 2	2	MHF I Au
NO.	DESCRIPTION	QTY	REMARK

				ANGLE	±2°	6 OVER 30 MAX.	±0.3	PROJECTION ⊕	SERIES No. H-240007A	CUSTOMER COPY					
				6 MAX.	±0.2	30 OVER 120 MAX.	±0.5								
				GENERAL TOLERANCE.				TITLE							
				DWG.	M.Toida		DATE	2024/03/27		MHF® I-I CABLE137-1					
				CHK.	T.Takuno										
0	Z240371	TOI	2024/03/27	APP.	K.Yufu		DWG. No.		8-24-0140	SCALE	X:1	I-PEX			
REV.	ECN	BY	DATE	APP.	K.Yufu		8-24-0140		SIZE	A3	UNIT		mm		
REVISION RECORD								8-24-0140		SIZE	A3	SHEET	1/1	REV.	0



Halogen Free RoHS Compliant



Confidential C

I-PEX Inc.

QKE-DFE06-02 REV.12