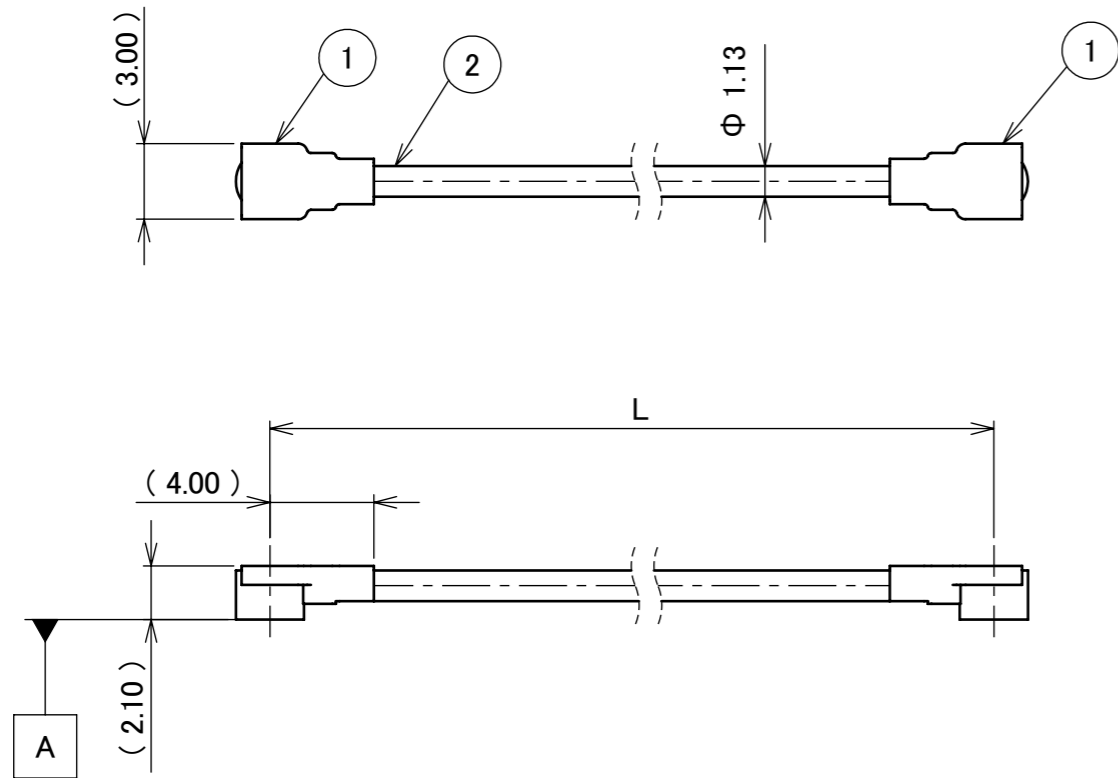
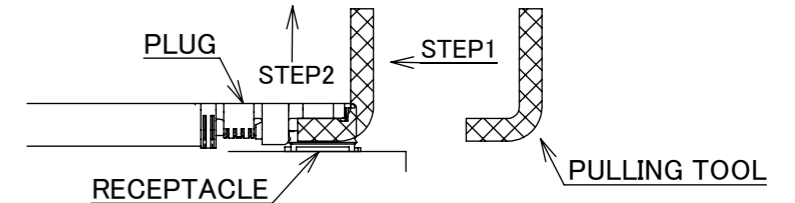


PART NO.	L
8-24-0114	100.00±1.0 mm

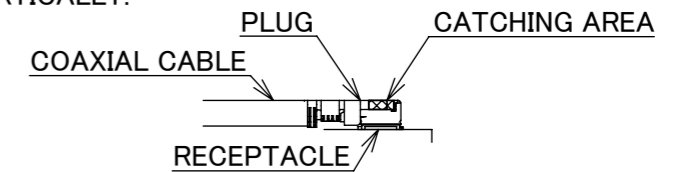
PLEASE CONTACT I-PEX FOR REQUESTS OTHER THAN THIS SPECIFICATIONS.
PLEASE NOTE IF SPECIFICATIONS CHANGE, PART NO. WILL ALSO CHANGE.



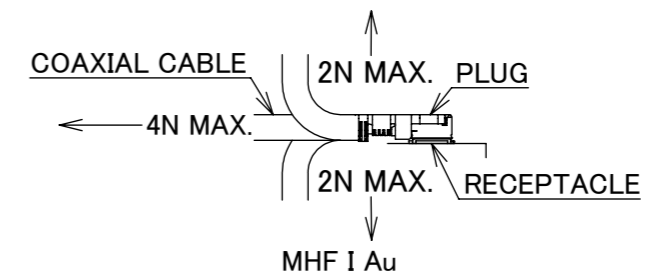
- NOTES
- SUGGESTIONS FOR MATING & UNMATING OPERATION.
 - MATING
MATE THE CONNECTOR VERTICALLY, ALIGNING THE MATING AXIS ON PLUG AND RECEPTACLE. DO NOT SLANT MATE.
 - UNMATING
 - UNMATING BY PULLING TOOL.
[P/N 90192-001 (MHF I),]
USE THE PULLING TOOL AS THE FOLLOWING, AND PULL PLUG TO VERTICAL DIRECTION AS DIRECTLY AS POSSIBLE.
 - UNMATING DIRECTLY BY HAND.
HOLD THE CATCHING AREA ON PLUG AND PULL THE PLUG VERTICALLY.



- UNMATING DIRECTLY BY HAND.
HOLD THE CATCHING AREA ON PLUG AND PULL THE PLUG VERTICALLY.



- PACKING : PLASTIC BAG
- PERMISSIBLE LOAD ON THE CABLE AFTER MATING



- CABLE CRIMP STRENGTH : 10N MIN.
- ORIENTATION OF CONNECTORS

2	CABLE	1	AWG#32 Φ 1.13, BRAIDED SHIELD , BLACK
1	CONNECTOR-1, 2	2	MHF I Au
NO.	DESCRIPTION	QTY	REMARK

ANGLE	±2°	6 OVER 30 MAX.	±0.3	PROJECTION	SERIES No.	CUSTOMER COPY		
	6 MAX.	±0.2	30 OVER 120 MAX.	±0.5	H-240006B			
GENERAL TOLERANCE.				TITLE	MHF® I-I CABLE113-1	SCALE		
DWG.	M.Toida	DATE	2024/03/22			X:1		
CHK.	T.Takuno				UNIT	I-PEX		
0	Z240329	TOI	2024/03/22		mm			
REV.	ECN	BY	DATE	APP.	DWG. No.	SIZE	SHEET	REV.
REVISION RECORD				K.Yufu	8-24-0114	A3	1/1	0



Halogen Free



RoHS Compliant

Confidential C

I-PEX Inc.

QKE-DFE06-02 REV.12