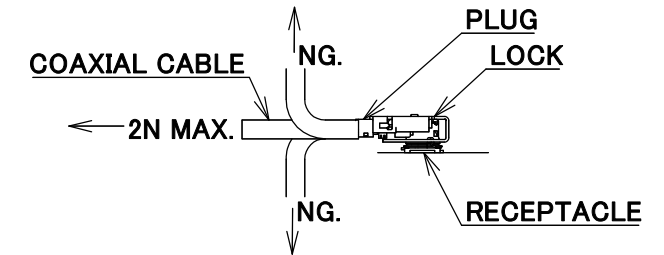


PART NO.
8-23-0111

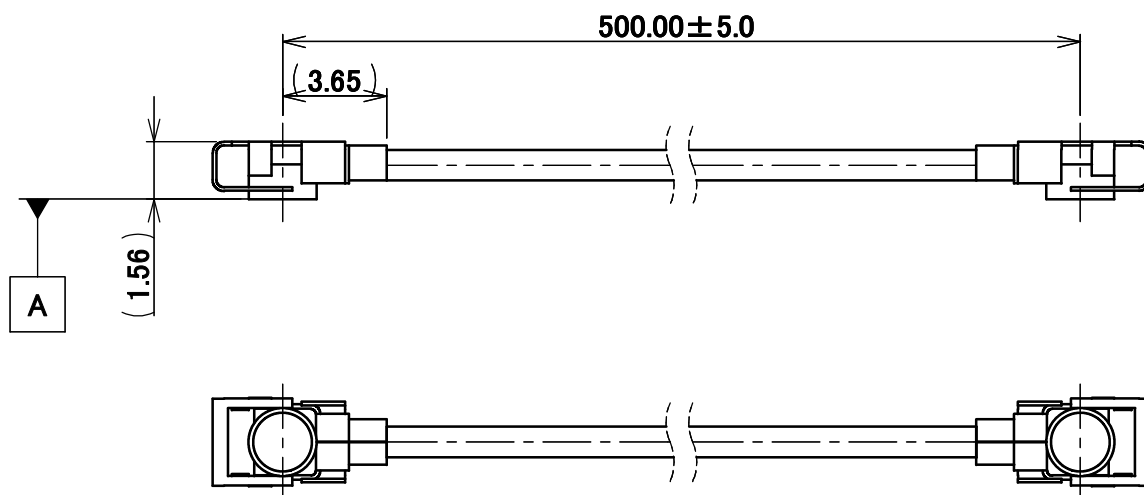
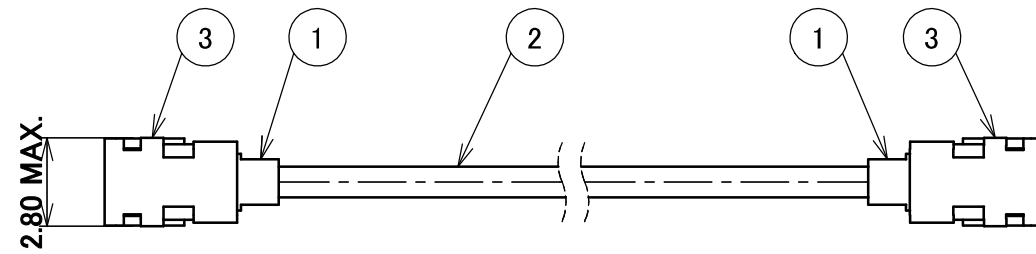
PLEASE CONTACT I-PEX FOR REQUESTS OTHER THAN THIS SPECIFICATIONS.
PLEASE NOTE IF SPECIFICATIONS CHANGE, PART NO. WILL ALSO CHANGE.

NOTES

1. PACKING : PLASTIC BAG
2. PERMISSIBLE LOAD ON THE CABLE AFTER MATING



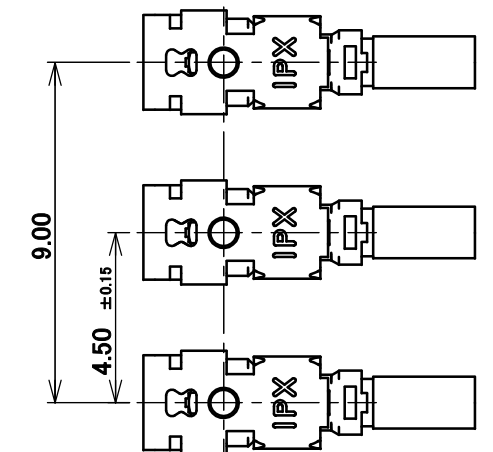
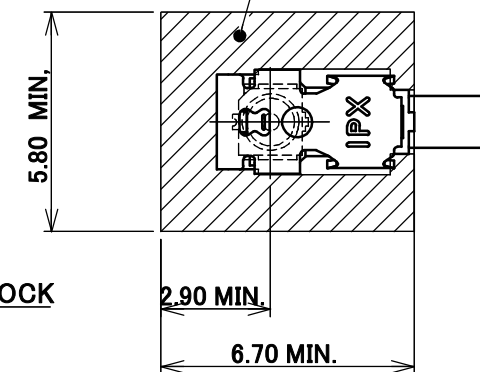
3. CABLE CRIMP STRENGTH : 15N MIN.
4. ORIENTATION OF CONNECTORS : $0^\circ \pm 45^\circ$
5. TO OPERATE LOCK PART
FOLLOW I-PEX INSTRUCTION MANUAL HIM-19002.
6. DO NOT ROTATE THE PLUG IN THE MATING CONDITION.



NOTE 4
 $0^\circ \pm 45^\circ$

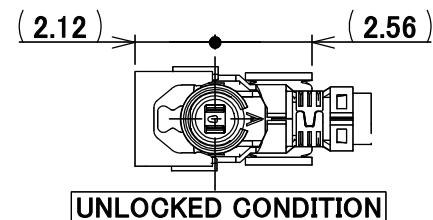
MULTIPLE CONNECTORS LAYOUT

COMPONENTS PLACEMENT PROHIBITED AREA
REQUIRED AREA FOR RECOMMENDED JIG
TO OPERATE MHF 4L LK HARNESS IN
4.50 ± 0.15 mm PITCH (M.2 PITCH) SMOOTHLY.
JIG PART NUMBER: 91493-0001

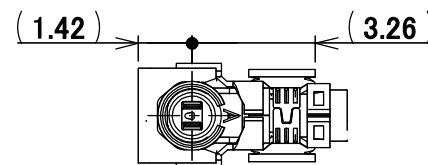


SINGLE CONNECTOR LAYOUT

COMPONENTS PLACEMENT PROHIBITED AREA
FOR PLUG 360° ROTATION AND UNMATING AND LOCK
JIG PART NUMBER: 91166-0001, 91493-0001

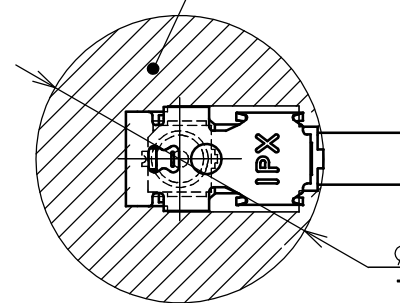


UNLOCKED CONDITION



LOCKED CONDITION

DO NOT MATE WITH RECEPTACLE
UNDER THIS LOCKED CONDITION.



THE CENTER OF THE CIRCLE MATCHES
THE CENTER OF RECEPTACLE.

MATING AND LOCK CONDITION
WITH MHF 4L LK HARNESS

MATING AND LOCK CONDITION
WITH MHF 4L LK HARNESS NARROW PITCH

MHF 4L LK HARNESS UNLOCK CONDITION
NARROW PITCH DIMENSIONS

3	LOCK PART	2	-
2	CABLE	1	AWG#30 Φ 1.37, BRAIDED SHIELD, BLACK
1	CONNECTOR-1, 2	2	MHF 4L Ni Top
NO.	DESCRIPTION	QTY	REMARK

ANGLE	$\pm 2^\circ$	6 OVER 30 MAX.	± 0.3	PROJECTION 	SERIES No. H-230031H	CUSTOMER COPY
		6 MAX.	± 0.5			
GENERAL TOLERANCE.				TITLE MHF® 4L-4L CABLE137-1 +LK	SCALE X:1 UNIT mm	I-PEX
DWG.	M.Toida	DATE	2023/09/25			
CHK.	K.Yufu			DWG. No. 8-23-0111	SIZE A3	SHEET 1/1
REV.	ECN	BY	DATE			
REVISION RECORD				Y.Hashimoto		



Halogen Free



RoHS Compliant

Confidential C

I-PEX Inc.

QKE-DFE06-02 REV.12