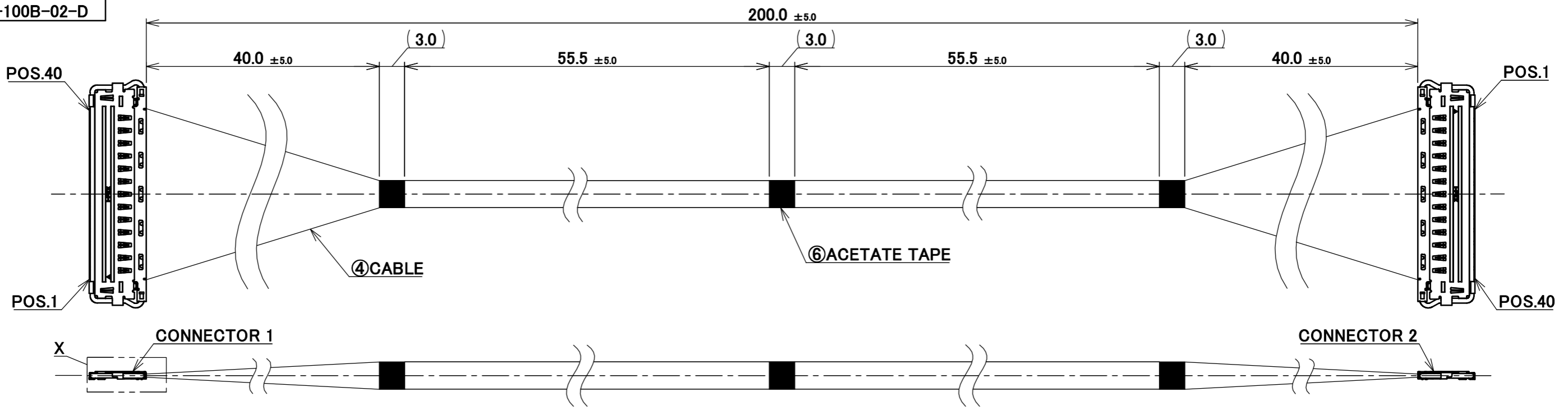
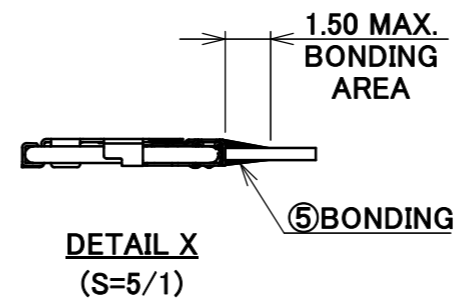
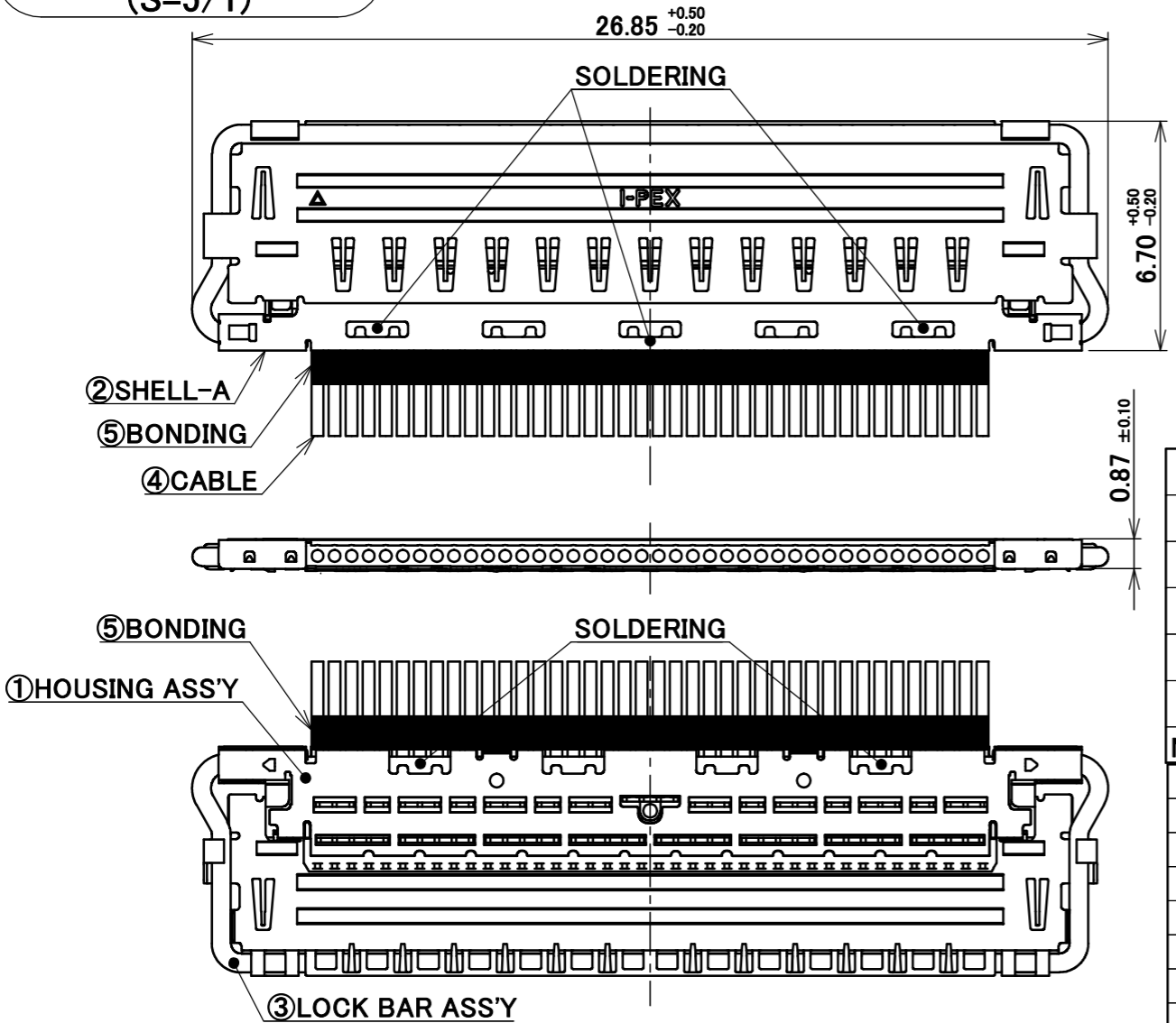


PART No.  
81458-100B-02-D



CONNECTOR 1&2  
(S=5/1)



NOTE.

- TO HANDLE THIS CONNECTOR YOU MUST READ AND FOLLOW THE INSTRUCTION MANUAL BELOW. I-PEX INSTRUCTION MANUAL No.HIM-17015.
- ELECTRIC CHARACTERISTICS  
WITHSTANDVOLTAGE : AC 250V(1SEC.) LEAKAGE CURRENT 2.0mA MAX.  
INSULATION RESISTANCE : 50MΩ MIN. DC 100V (0.5SEC.)
- THE OPERATING TEMPERATURE OF THE HARNESS : 80°C MAX.

PIN ASSIGNMENT		
CONNECTOR 1	CABLE	CONNECTOR 2
40	MICRO-COAXIAL CABLE AWG#40 50 OHM, BLUE	1
39	MICRO-COAXIAL CABLE AWG#40 50 OHM, BLUE	2
.	MICRO-COAXIAL CABLE AWG#40 50 OHM, BLUE	.
2	MICRO-COAXIAL CABLE AWG#40 50 OHM, BLUE	39
1	MICRO-COAXIAL CABLE AWG#40 50 OHM, BLUE	40

NO.	DESCRIPTION	PARTS NO.	QTY	REMARK
6	ACETATE TAPE	-	3	BLACK
5	BONDING	-	-	UV GLUE
4	CABLE	-	40	MICRO-COAXIAL CABLE AWG#40 50 OHM, BLUE
3	LOCK BAR ASS'Y	20848-040T-01	2	CONNECTOR 1 & 2 CABLINÉ-VS II PLUG P/N : 20846-040T-01 CONNECTOR TO BE MATED : 20849-040E-01
2	SHELL-A	3427-0401	2	
1	HOUSING ASS'Y	20847-040T-01	2	

REVISION RECORD					GENERAL TOLERANCE.		PROJECTION		SERIES No.		CUSTOMER COPY	
1	Z231133	R.T	Sept./20/'23	H.I	ANGLE	±2°	6 OVER 30 MAX.	±0.3	IH-200016	IH-200016	SCALE	2:1
0	Z200915	K.B	Sept./02/'20		6 MAX.	±0.2	30 OVER 120 MAX.	±0.5				
REV.	ECN	BY	DATE	APP.	DWG. K.Baba		DATE 2020/09/02		DWG. No.	81458	SIZE	A3
					CHK. R.Takei							
					APP. H.Ikari							

Confidential C

I-PEX Inc.

QKE-DFE06-02 REV.12