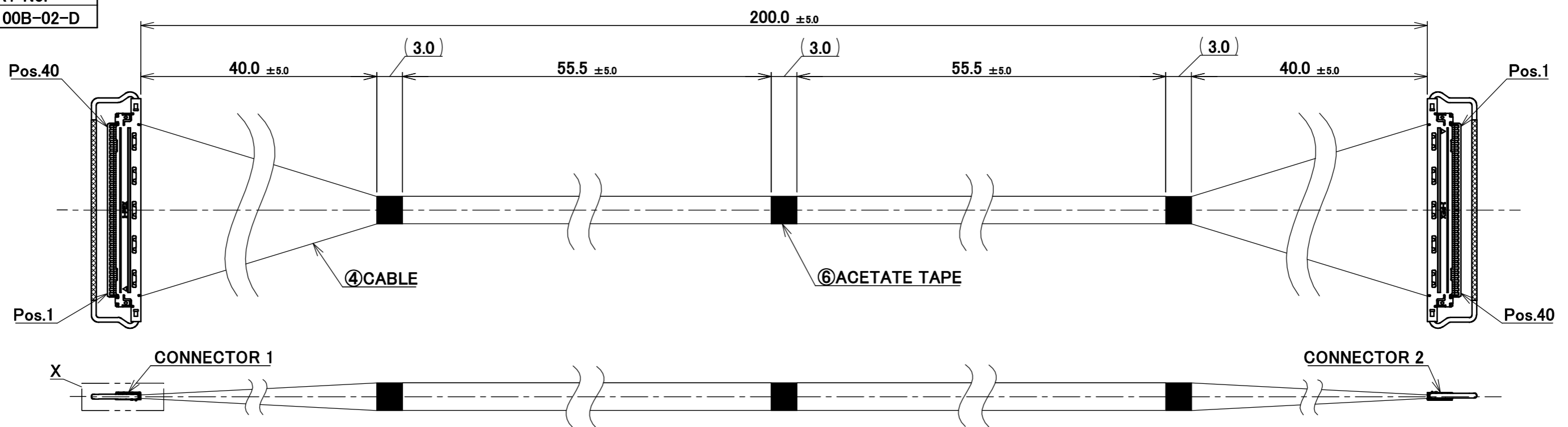
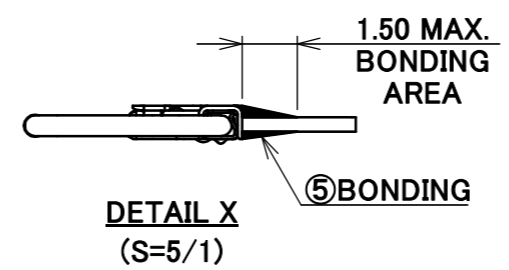
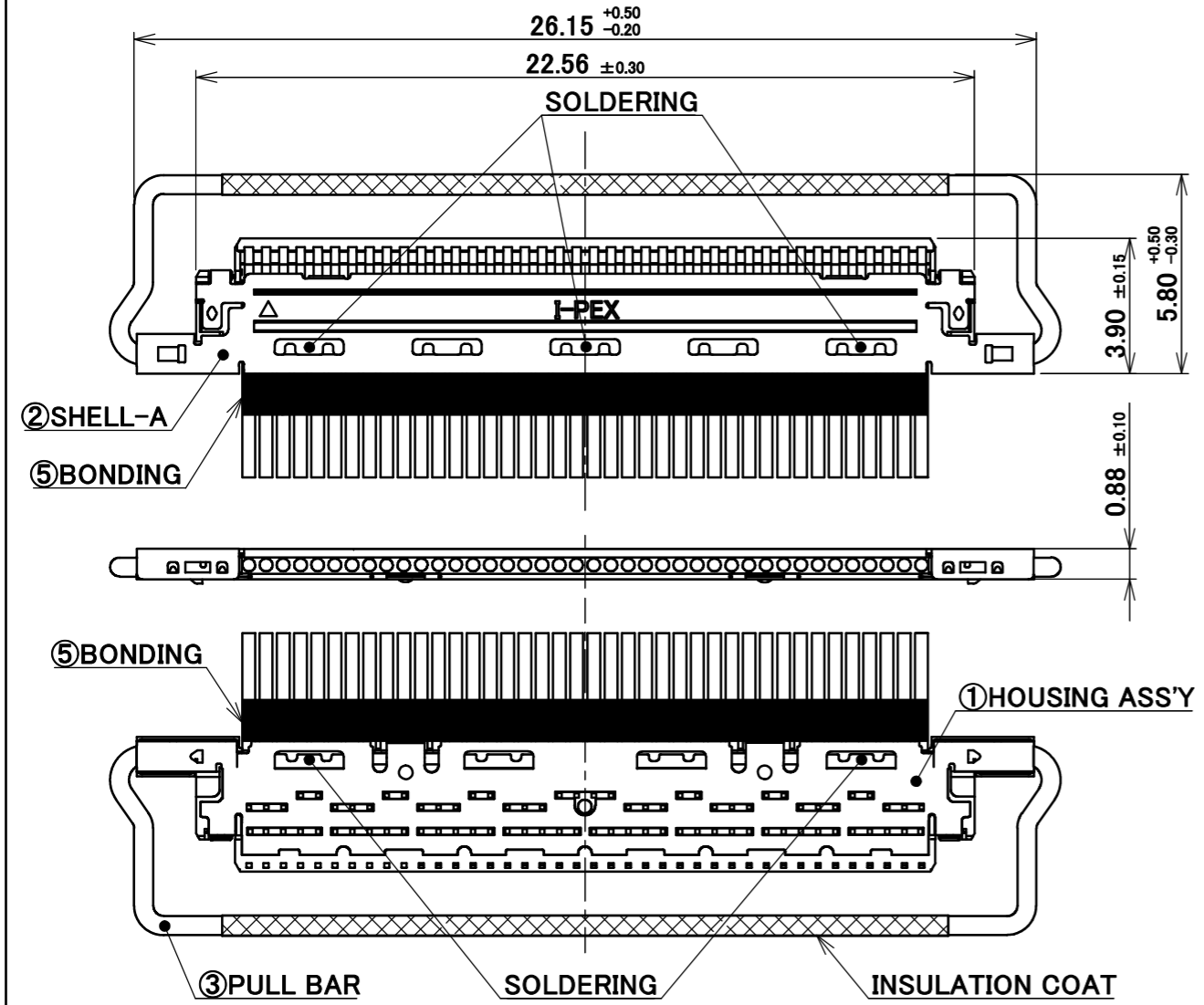


PART No.
81422-100B-02-D



**CONNECTOR 1&2
(S=5/1)**



NOTE.

1. TO HANDLE THIS CONNECTOR YOU MUST READ AND FOLLOW THE INSTRUCTION MANUAL BELOW. I-PEX INSTRUCTION MANUAL No.HIM-08004.
2. ELECTRIC CHARACTERISTICS
WITHSTANDVOLTAGE : AC 250V(1SEC.) LEAKAGE CURRENT 2.0mA MAX.
INSULATION RESISTANCE : 50MΩ MIN. DC 100V (0.5SEC.)
3. THE OPERATING TEMPERATURE OF THE HARNESS : 80°C MAX.

PIN ASSIGNMENT		
CONNECTOR 1	CABLE	CONNECTOR 2
40	MICRO-COAXIAL CABLE AWG#40 50 OHM, BLUE	1
39	MICRO-COAXIAL CABLE AWG#40 50 OHM, BLUE	2
.	MICRO-COAXIAL CABLE AWG#40 50 OHM, BLUE	.
.		.
2	MICRO-COAXIAL CABLE AWG#40 50 OHM, BLUE	39
1	MICRO-COAXIAL CABLE AWG#40 50 OHM, BLUE	40

NO.	DESCRIPTION	PARTS NO.	QTY	REMARKS
6	ACETATE TAPE	-	3	BLACK
5	BONDING	-	-	UV GLUE
4	CABLE	-	40	MICRO-COAXIAL CABLE AWG#40 50 OHM, BLUE
3	PULL BAR	2576-140-00	2	CONNECTOR 1&2
2	SHELL-A	2574-0402	2	CABLIN [®] -VS PLUG P/N : 20453-240T-03 CONNECTOR TO BE MATED : 20455-040E-66
1	HOUSING ASS'Y	20454-240T	2	

REV.	ECN	BY	DATE	APP.	DESCRIPTION
3	Z231133	R.T	Sept./20/'23	H.I	GENERAL TOLERANCE.
2	Z210554	K.B	May/27/'21	H.I	DWG. K.Baba DATE 2020/05/11
1	Z200915	K.B	Sept./02/'20	H.I	CHK. R.Takei
0	Z200494	K.B	May/11/'20		APP. H.Ikari

ANGLE	±2°	6 OVER 30 MAX.	±0.3	PROJECTION	SERIES No. IH-200016	TITLE CABLIN [®] -VS 40P HARNESS	SCALE 2:1	UNIT mm	SHEET 1/1	REV. 3
	6 MAX.	±0.2	30 OVER 120 MAX.							
CUSTOMER COPY										
I-PEX										
DWG. No. 81422							SIZE	A3		

Confidential C

I-PEX Inc.

QKE-DFE06-02 REV.12