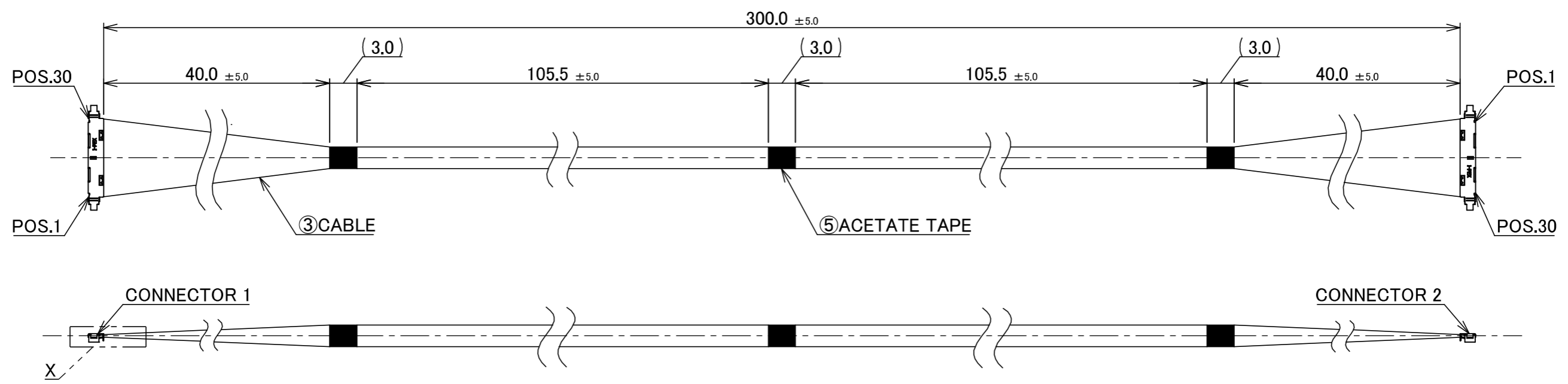
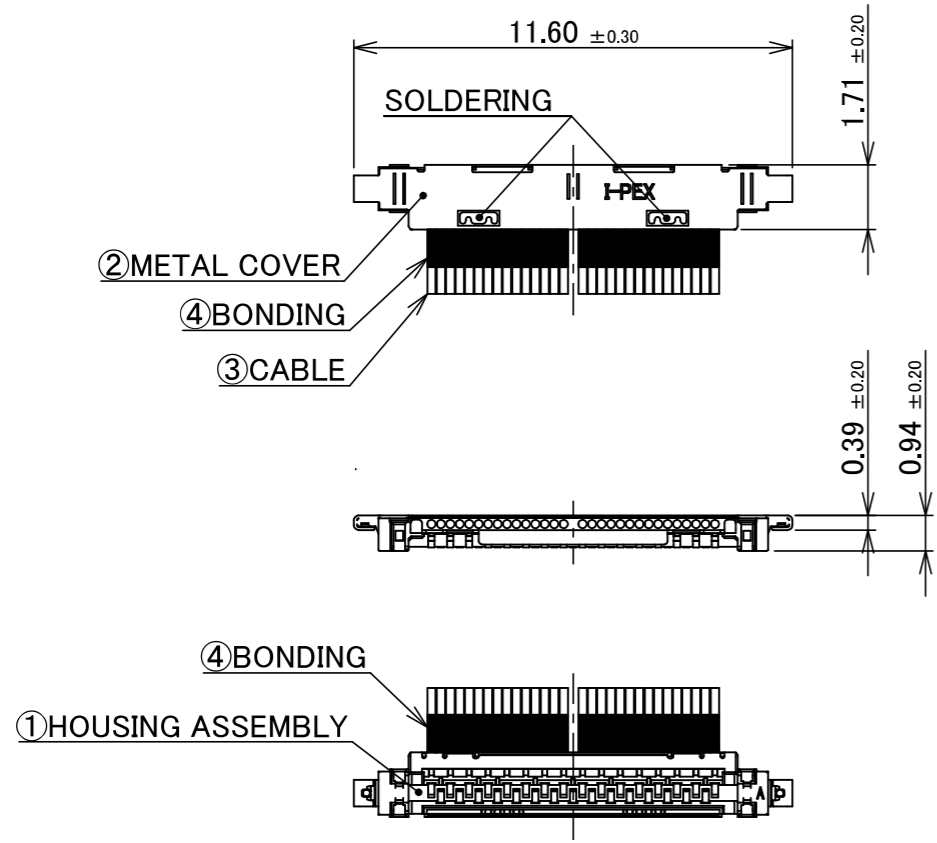
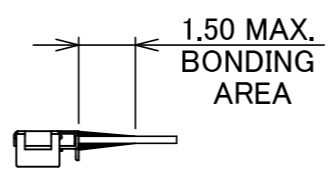


PART NO.  
82070-100B-02-D



- NOTE.
1. TO HANDLE THIS CONNECTOR YOU MUST READ AND FOLLOW THE INSTRUCTION MANUAL BELOW. I-PEX INSTRUCTION MANUAL No.HIM-10001.
  2. ELECTRIC CHARACTERISTICS  
WITHSTAND VOLTAGE : AC 100V LEAKAGE CURRENT 2.0mA MAX.  
INSULATION RESISTANCE : 50MΩ MIN. DC 100V
  3. THE OPERATING TEMPERATURE OF THE HARNESS : 80°C MAX.
  4. RATING VOLTAGE : 30V

**CONNECTOR 1&2**  
(S=5/1)



PIN ASSIGNMENT		
CONNECTOR 1	CABLE	CONNECTOR 2
30	MICRO-COAXIAL CABLE AWG #46 50 OHM, BLUE	1
29	MICRO-COAXIAL CABLE AWG #46 50 OHM, BLUE	2
·	MICRO-COAXIAL CABLE AWG #46 50 OHM, BLUE	·
·	MICRO-COAXIAL CABLE AWG #46 50 OHM, BLUE	·
·	MICRO-COAXIAL CABLE AWG #46 50 OHM, BLUE	·
2	MICRO-COAXIAL CABLE AWG #46 50 OHM, BLUE	29
1	MICRO-COAXIAL CABLE AWG #46 50 OHM, BLUE	30

NO.	DESCRIPTION	PARTS NO.	QTY	REMARK
5	ACETATE TAPE	-	3	BLACK
4	BONDING	-	-	UV GLUE
3	CABLE	-	30	MICRO-COAXIAL CABLE AWG #46, 50 OHM, BLUE
2	METAL COVER	2799-0301	2	CONNECTOR 1 & 2 CABLIN <sup>®</sup> -UX II PLUG P/N : 20531-030T-02 CONNECTOR TO BE MATED : 20533-230E
1	HOUSING ASSEMBLY	20532-030T-02	2	

NO.	DESCRIPTION	PARTS NO.	QTY	REMARK	
				ANGLE ±2° 6 OVER 30 MAX. ±0.3 6 MAX. ±0.2 30 OVER 120 MAX. ±0.5	
				PROJECTION SERIES No. IH-200016 TITLE CABLIN <sup>®</sup> -UX II 30P HARNESS SCALE 2:1 UNIT mm SHEET 1/1 REV. 3	
3	Z250025	K.B	Jan./09/'25	H.I	GENERAL TOLERANCE. DWG. K.Baba DATE 2024/03/21 CHK. R.Takei APP. H.Ikari
2	Z241668	K.B	Nov./26/'24	H.I	
1	Z240878	K.B	July/03/'24	H.I	
0	Z240350	K.B	Mar./21/'24		
REV.	ECN	BY	DATE	APP.	DWG. No. 82070 SIZE A3