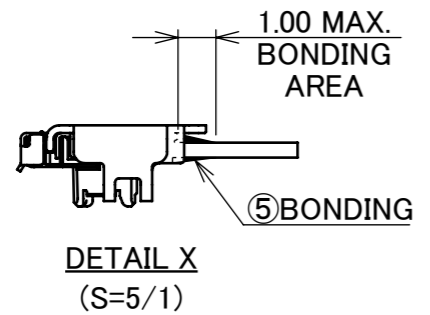
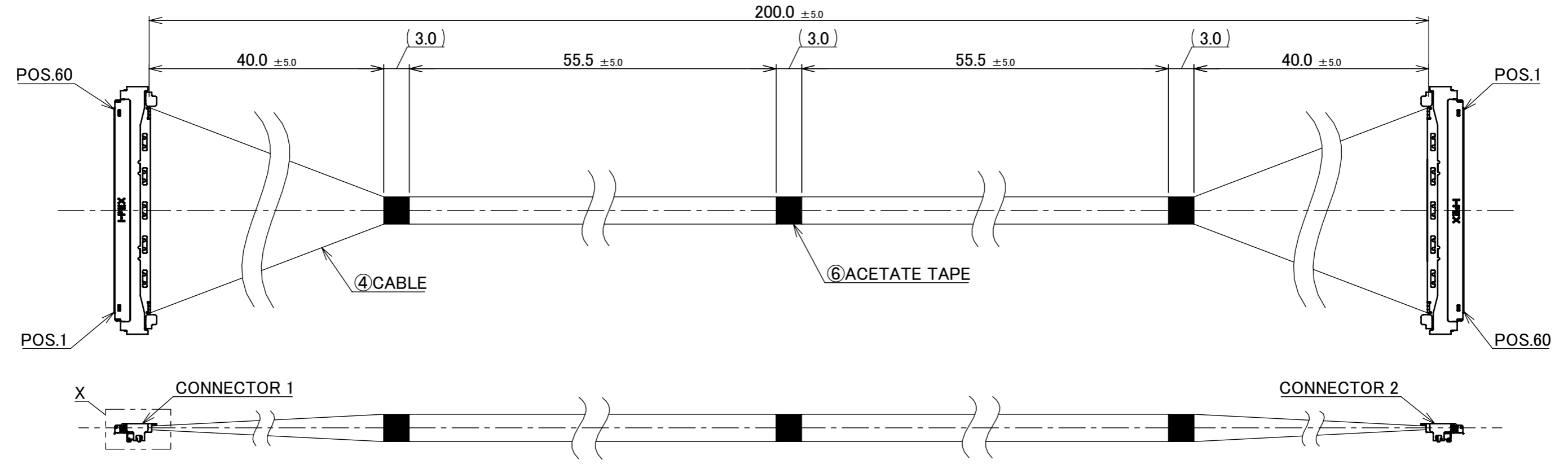


PART No.
82147-100B-02-D



PIN ASSIGNMENT		
CONNECTOR 1	CABLE	CONNECTOR 2
60	MICRO-COAXIAL CABLE AWG#40 50 OHM, BLUE	1
59	MICRO-COAXIAL CABLE AWG#40 50 OHM, BLUE	2
.	MICRO-COAXIAL CABLE AWG#40 50 OHM, BLUE	.
2	MICRO-COAXIAL CABLE AWG#40 50 OHM, BLUE	59
1	MICRO-COAXIAL CABLE AWG#40 50 OHM, BLUE	60

6	ACETATE TAPE	-	3	BLACK
5	BONDING	-	-	UV GLUE
4	CABLE	-	60	MICRO-COAXIAL CABLE AWG#40 50 OHM, BLUE
3	LOCK COVER	3493-0601	2	CONNECTOR 1&2
2	SHELL-A	3488-0601	2	CABLIN [®] -UM PLUG P/N : 20877-060T-01 CONNECTOR TO BE MATED : 20879-060E-01
1	HOUSING ASS'Y	20878-060T-01	2	
NO.	DESCRIPTION	PARTS NO.	QTY	REMARKS

NOTE.
 1. TO HANDLE THIS CONNECTOR
 YOU MUST READ AND FOLLOW THE INSTRUCTION MANUAL BELOW.
 I-PEX INSTRUCTION MANUAL No.HIM-18033.
 2. ELECTRIC CHARACTERISTICS
 WITHSTANDVOLTAGE : AC 250V LEAKAGE CURRENT 2.0mA MAX.
 INSULATION RESISTANCE : 50MΩ MIN. DC 100V
 3. THE OPERATING TEMPERATURE OF THE HARNESS : 80°C MAX.

ANGLE	±2°	6 OVER 30 MAX.	±0.3	PROJECTION ⊕	SERIES No. IH-200016	CUSTOMER COPY
	6 MAX.	±0.2	30 OVER 120 MAX.			
GENERAL TOLERANCE.				TITLE CABLIN [®] -UM 60P HARNESS	SCALE 2:1	UNIT mm
DWG.	K.Baba		DATE 2024/07/03			
0	Z240878	K.B	July/03/'24	CHK. R.Takei	DWG. No. 82147	SIZE A3
REV.	ECN	BY	DATE	APP. H.Ikari		

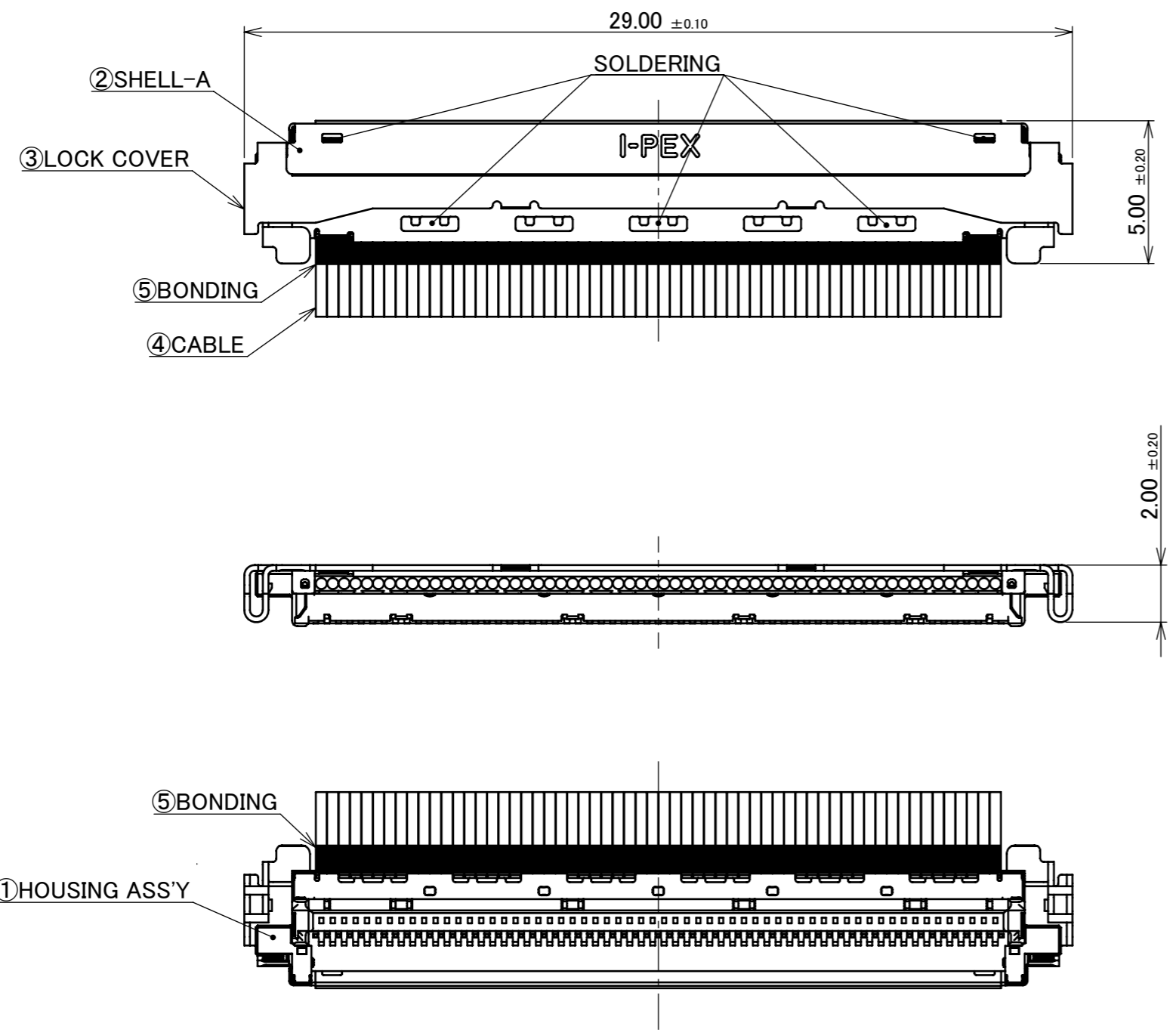
Confidential C

I-PEX Inc.

QKE-DFE06-02 REV.12

PART No.
82147-100B-02-D

CONNECTOR 1&2



ANGLE	±2°	6 OVER 30 MAX.	±0.3	PROJECTION ⊕	SERIES No. IH-200016	CUSTOMER COPY		
6 MAX.	±0.2	30 OVER 120 MAX.	±0.5					
GENERAL TOLERANCE.				TITLE CABLIN [®] -UM 60P HARNESS	SCALE	I-PEX		
DWG.	DATE				2:1			
CHK.					UNIT			
APP.					mm			
				DWG. No.	82147	SIZE	SHEET	REV.
						A3	2/2	0

Confidential C

I-PEX Inc.

QKE-DFE06-02 REV.12