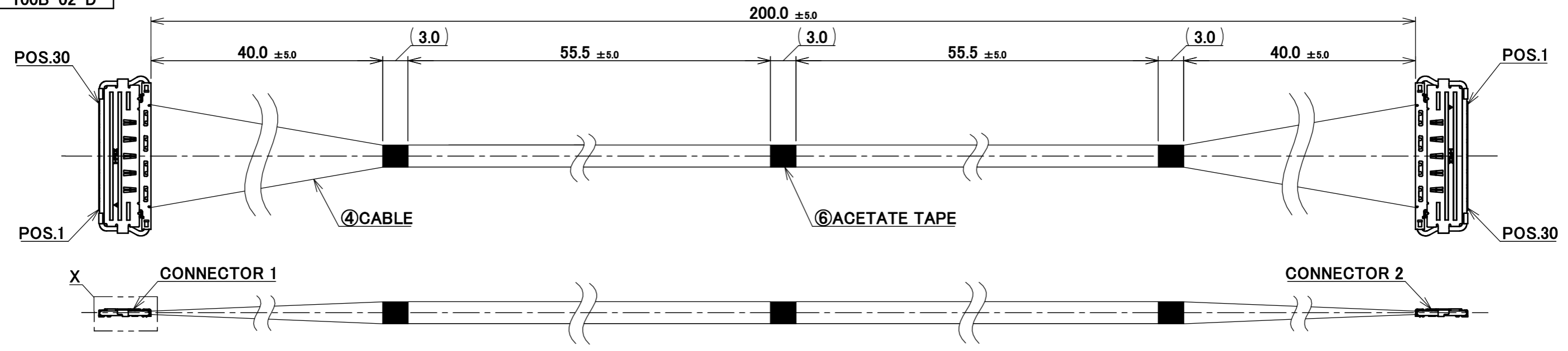
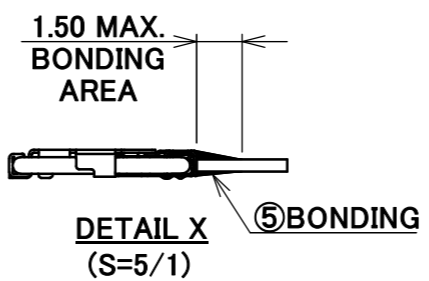
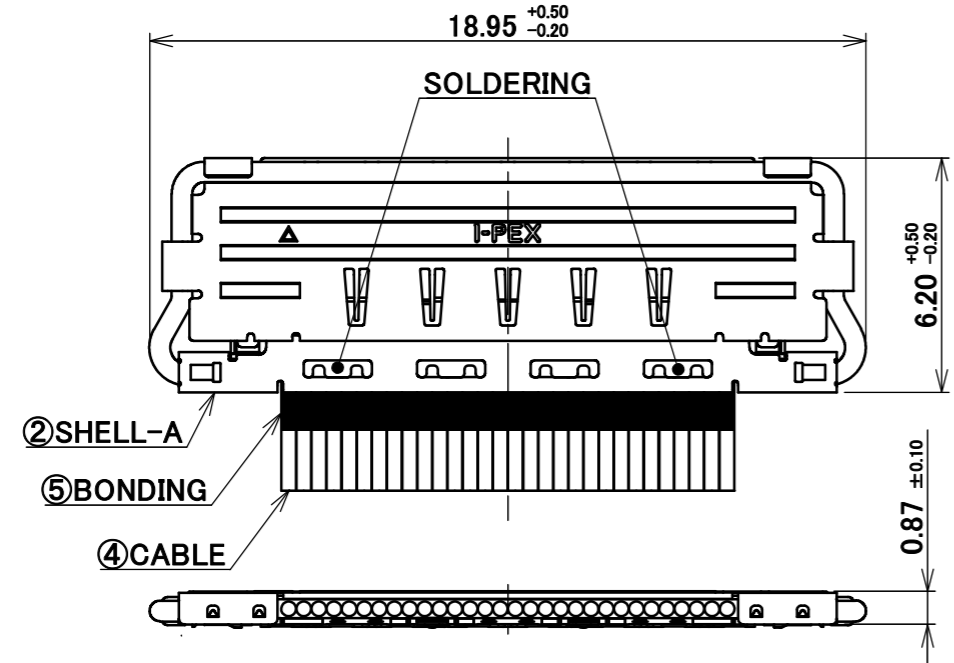


PART No.
81461-100B-02-D



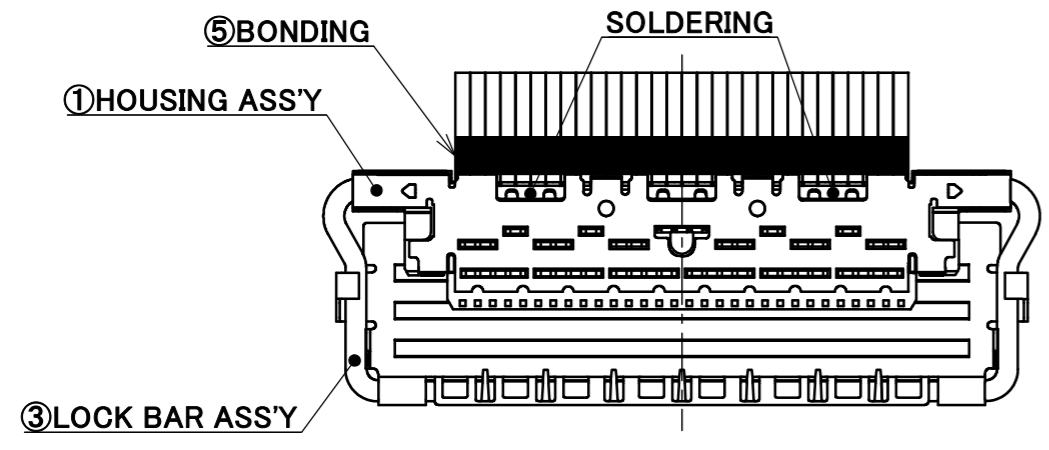
**CONNECTOR 1&2
(S=5/1)**



- NOTE.**
- TO HANDLE THIS CONNECTOR YOU MUST READ AND FOLLOW THE INSTRUCTION MANUAL BELOW. I-PEX INSTRUCTION MANUAL No.HIM-16028.
 - ELECTRIC CHARACTERISTICS
WITHSTANDVOLTAGE : AC 250V LEAKAGE CURRENT 2.0mA MAX.
INSULATION RESISTANCE : 50MΩ MIN. DC 100V
 - THE OPERATING TEMPERATURE OF THE HARNESS : 80°C MAX.

PIN ASSIGNMENT		
CONNECTOR 1	CABLE	CONNECTOR 2
30	MICRO-COAXIAL CABLE AWG#40 50 OHM, BLUE	1
29	MICRO-COAXIAL CABLE AWG#40 50 OHM, BLUE	2
.	MICRO-COAXIAL CABLE AWG#40 50 OHM, BLUE	.
2	MICRO-COAXIAL CABLE AWG#40 50 OHM, BLUE	29
1	MICRO-COAXIAL CABLE AWG#40 50 OHM, BLUE	30

NO.	DESCRIPTION	PARTS NO.	QTY	REMARK
6	ACETATE TAPE	-	3	BLACK
5	BONDING	-	-	UV GLUE
4	CABLE	-	30	MICRO-COAXIAL CABLE AWG#40 50 OHM, BLUE
3	LOCK BAR ASS'Y	20681-030T-01	2	CONNECTOR 1 & 2 CABLINÉ-CA II PLUG P/N : 20679-030T-01 CONNECTOR TO BE MATED : 20682-030E-02
2	SHELL-A	3204-0301	2	
1	HOUSING ASS'Y	20680-030T-01	2	



REVISION RECORD					GENERAL TOLERANCE.		PROJECTION		SERIES No.		CUSTOMER COPY	
1	Z231133	R.T	Sept./20/'23	H.I	ANGLE	±2°	6 OVER 30 MAX.	±0.3	IH-200016	IH-200016	SCALE	2:1
0	Z200915	K.B	Sept./02/'20		6 MAX.	±0.2	30 OVER 120 MAX.	±0.5				
REV.	ECN	BY	DATE	APP.	DWG. No.		81461		SIZE	SHEET	REV.	1
					K.Baba		DATE 2020/09/02				I-PEX	
					R.Takei							
					H.Ikari							