

PART No.	GROUP	CABLE LENGTH	DIFFERENTIAL LANE:C
82065-600B-01	A	200.00±5.00	TWINAX CABLE, AWG#34 85 OHM
82065-600B-02		500.00±10.00	
82065-600B-03	B	200.00±5.00	
82065-600B-04		500.00±10.00	
82065-400B-01	A	200.00±5.00	MICRO COAXIAL CABLE, AWG#36 42.5 OHM, BLUE
82065-400B-02		500.00±10.00	
82065-400B-03	B	200.00±5.00	
82065-400B-04		500.00±10.00	
82065-100B-01	A	200.00±5.00	MICRO COAXIAL CABLE, AWG#38 42.5 OHM, BLUE
82065-100B-02		500.00±10.00	
82065-100B-03	B	200.00±5.00	
82065-100B-04		500.00±10.00	

NOTE.

- TO HANDLE THIS CONNECTOR  
YOU MUST READ AND FOLLOW THE INSTRUCTION MANUAL BELOW.  
I-PEX INSTRUCTION MANUAL No.HIM-24004.
- ELECTRIC CHARACTERISTICS  
WITHSTANDVOLTAGE : AC 250V LEAKAGE CURRENT 2.0mA MAX.  
INSULATION RESISTANCE : 50MΩ MIN. DC 100V
- THE OPERATING TEMPERATURE OF THE HARNESS : 80°C MAX.

**FOR GROUP A**

PIN ASSIGNMENT		
CONNECTOR 1	CABLE	CONNECTOR 2
60	NO CABLE	60
59	MICRO COAXIAL CABLE, AWG#38 42.5 OHM, BLUE	59
.	.	.
53	MICRO COAXIAL CABLE, AWG#38 42.5 OHM, BLUE	53
52	GROUND	52
51	C	51
50		50
49	GROUND	49
48	C	48
47		47
46	GROUND	46
.	.	.
9	C	9
8		8
7	GROUND	7
6	C	6
5		5
4	GROUND	4
3	C	3
2		2
1	GROUND	1

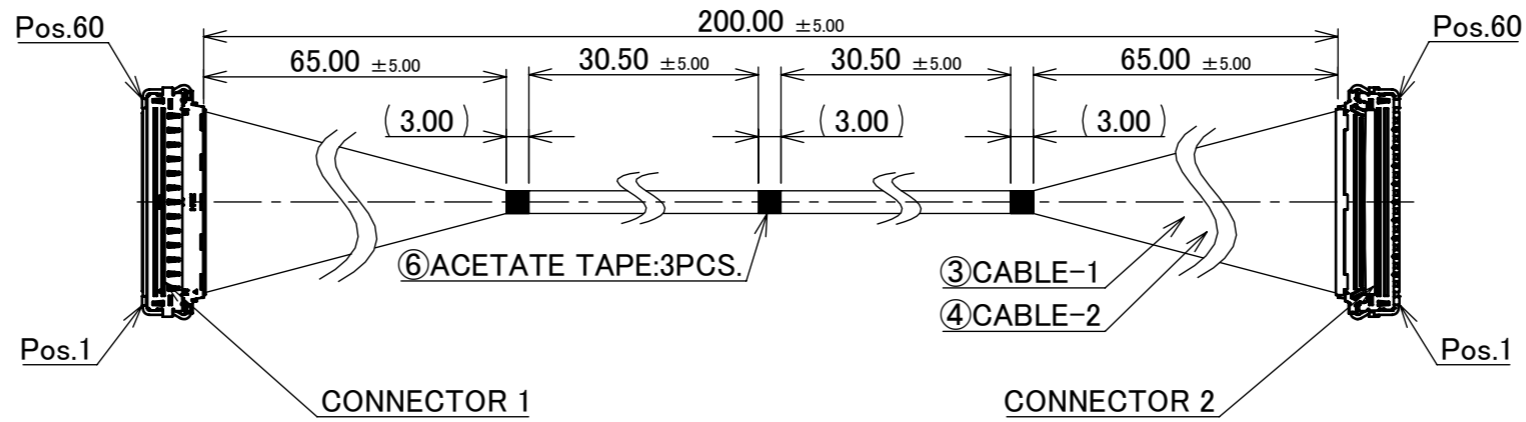
**FOR GROUP B**

PIN ASSIGNMENT		
CONNECTOR 1	CABLE	CONNECTOR 2
60	C	60
59	NO CABLE	59
58	C	58
57	GROUND	57
56		56
55	C	55
54	GROUND	54
53		53
52	C	52
51	GROUND	51
.	.	.
17	C	17
16		16
15	GROUND	15
14		14
13	C	13
12	GROUND	12
11		11
10	C	10
9	GROUND	9
8	MICRO-COAXIAL CABLE, AWG#38 42.5 OHM, BLUE	8
.	.	.
1	MICRO-COAXIAL CABLE, AWG#38 42.5 OHM, BLUE	1

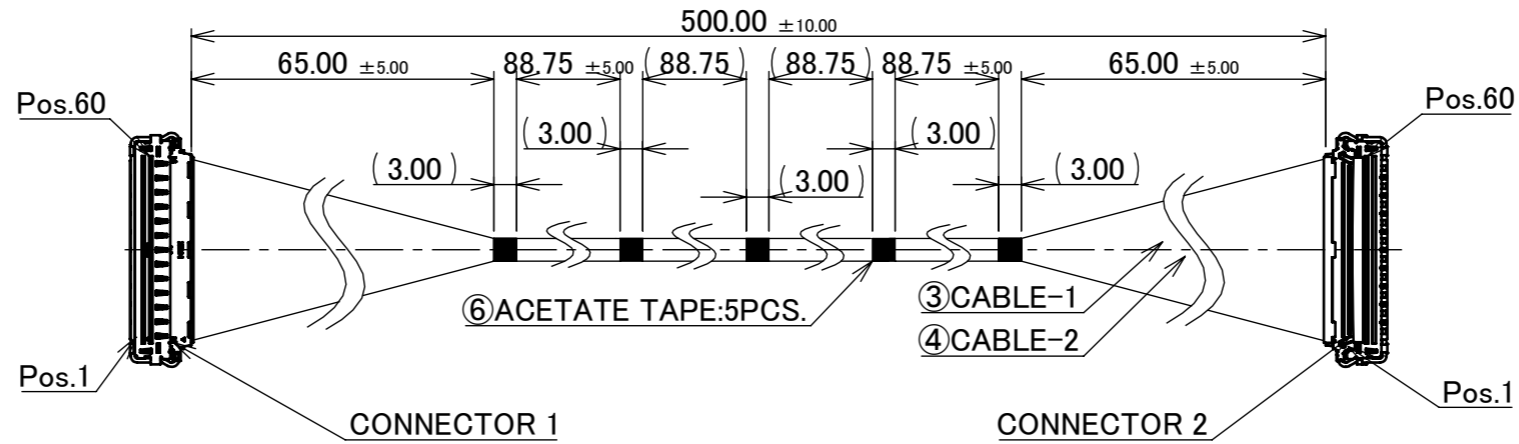
					ANGLE	±2°	6 OVER 30 MAX.	±0.3	PROJECTION	SERIES No.	CUSTOMER COPY	
					6 MAX.	±0.2	30 OVER 120 MAX.	±0.5		-		
					GENERAL TOLERANCE.				TITLE		SCALE	
					DWG.	DATE		CABLINER®-CA IIP PLUS		UNIT		
					R.Takei	2024/09/27		60P HARNESS		I-PEX		
					CHK.					mm		
0	Z241345	R.T	Sept./27/'24		APP.			DWG. No.		SIZE	SHEET	REV.
								82065		A3	1/5	0
REVISION RECORD					H.Ikari							

PART No.  
82065-\*00B-0#

82065-600B-01 82065-600B-03  
82065-400B-01 82065-400B-03  
82065-100B-01 82065-100B-03



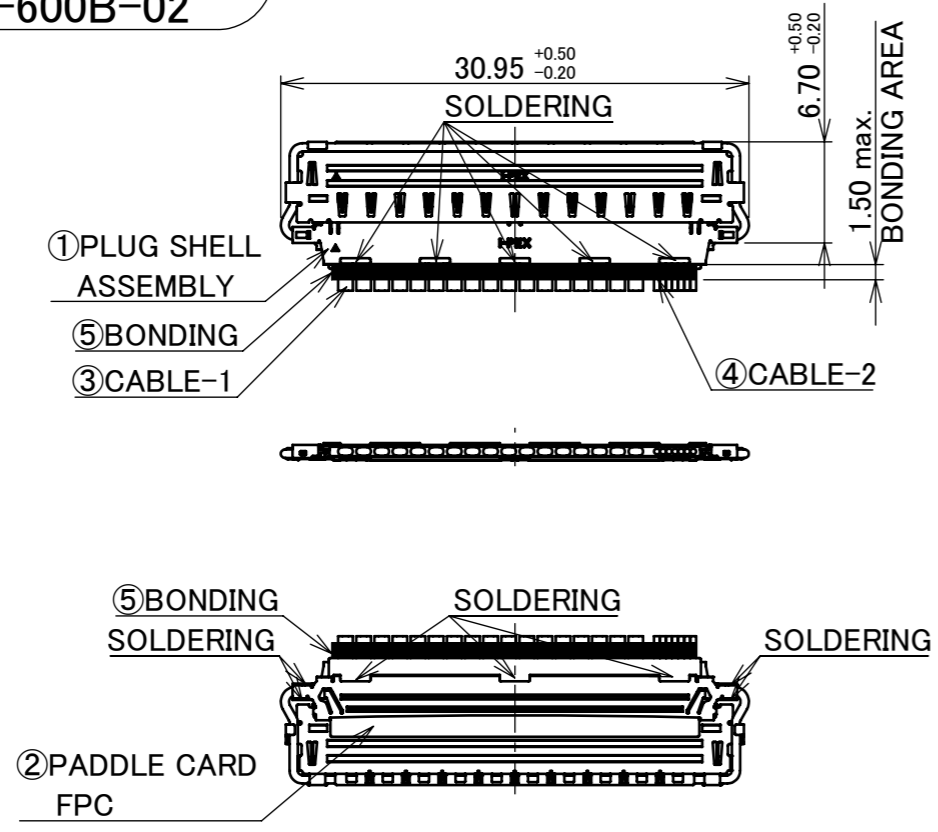
82065-600B-02 82065-600B-04  
82065-400B-02 82065-400B-04  
82065-100B-02 82065-100B-04



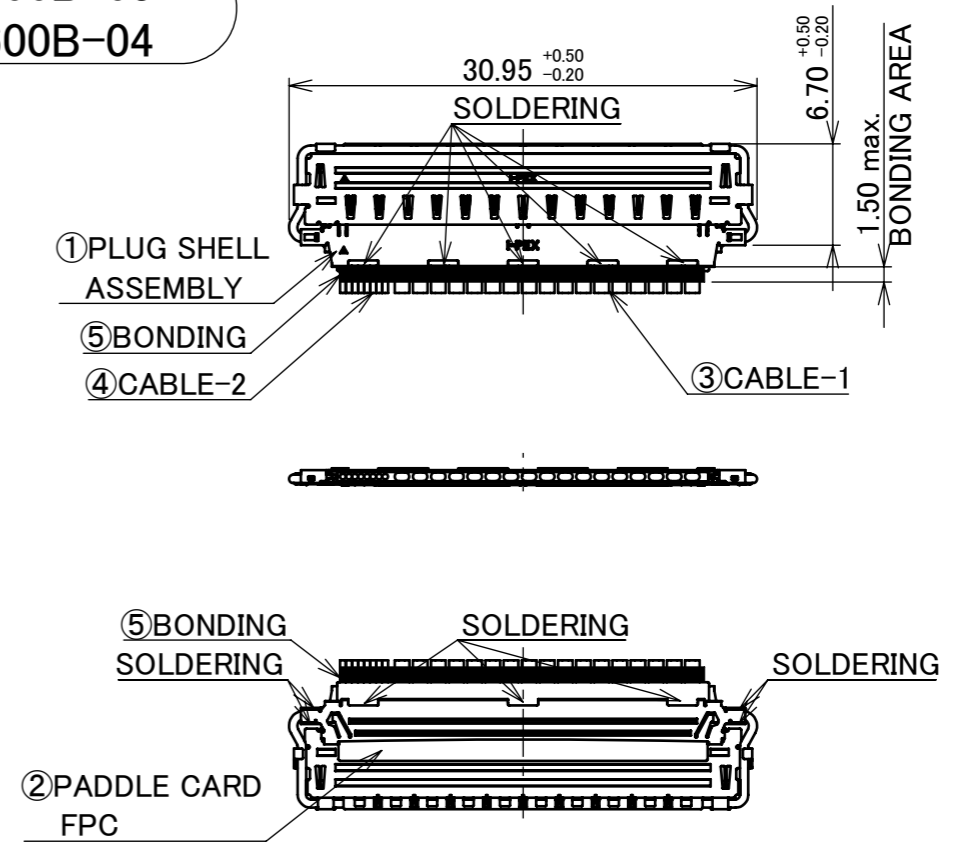
ANGLE	±2°	6 OVER 30 MAX.	±0.3	PROJECTION ⊕	SERIES No. -	CUSTOMER COPY			
6 MAX.	±0.2	30 OVER 120 MAX.	±0.5						
GENERAL TOLERANCE.				TITLE		SCALE	I-PEX		
DWG.	DATE			CABLINER®-CA IIP PLUS		1:1			
CHK.				60P HARNESS		UNIT			
APP.				DWG. No. 82065		mm			
						SIZE	SHEET	REV.	
						A3	2/5	0	

PART No.  
82065-600B-0#

82065-600B-01  
82065-600B-02



82065-600B-03  
82065-600B-04



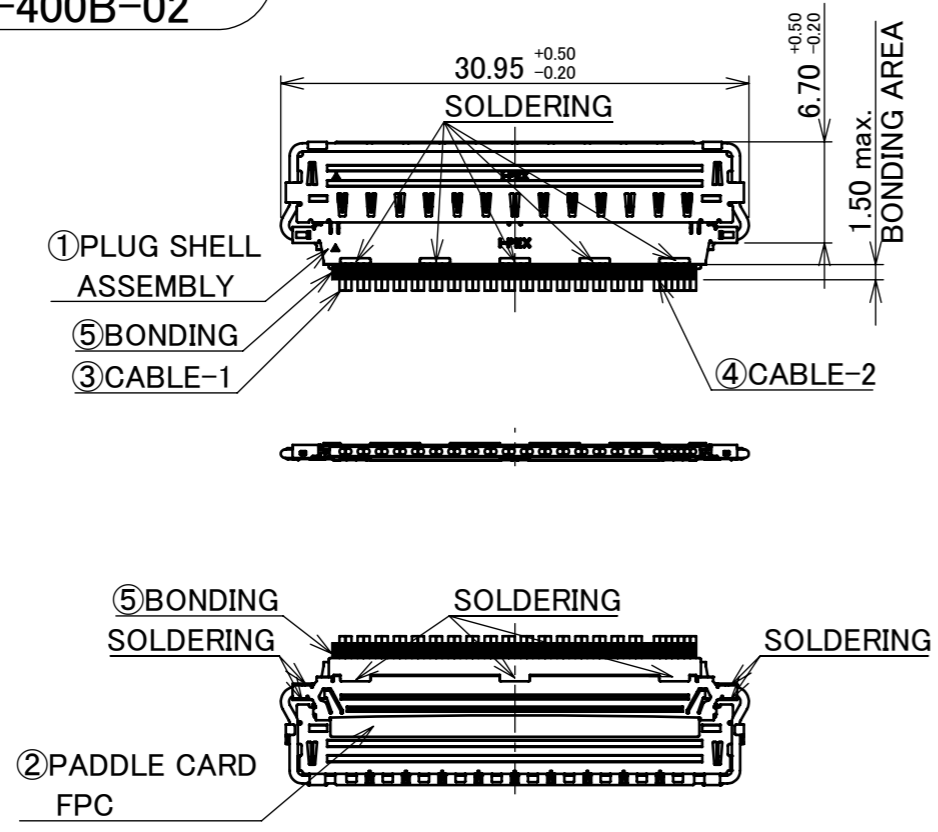
6	ACETATE TAPE	-	3OR5	BLACK
5	BONDING	-	-	UV GLUE
4	CABLE-2	-	7	MICRO-COAXIAL CABLE, AWG#38 42.5 OHM, BLUE
3	CABLE-1	-	17	TWINAX CABLE, AWG#34 85 OHM
2	PADDLE CARD FPC	-	2	CONNECTOR 1 & 2
1	PLUG SHELL ASSEMBLY	21036-060T-01	2	CONNECTOR TO BE MATED : 20790-060E-02
NO.	DESCRIPTION	PARTS NO.	QTY	REMARKS

6	ACETATE TAPE	-	3OR5	BLACK
5	BONDING	-	-	UV GLUE
4	CABLE-2	-	8	MICRO-COAXIAL CABLE, AWG#38 42.5 OHM, BLUE
3	CABLE-1	-	17	TWINAX CABLE, AWG#34 85 OHM
2	PADDLE CARD FPC	-	2	CONNECTOR 1 & 2
1	PLUG SHELL ASSEMBLY	21036-060T-01	2	CONNECTOR TO BE MATED : 20790-060E-02
NO.	DESCRIPTION	PARTS NO.	QTY	REMARKS

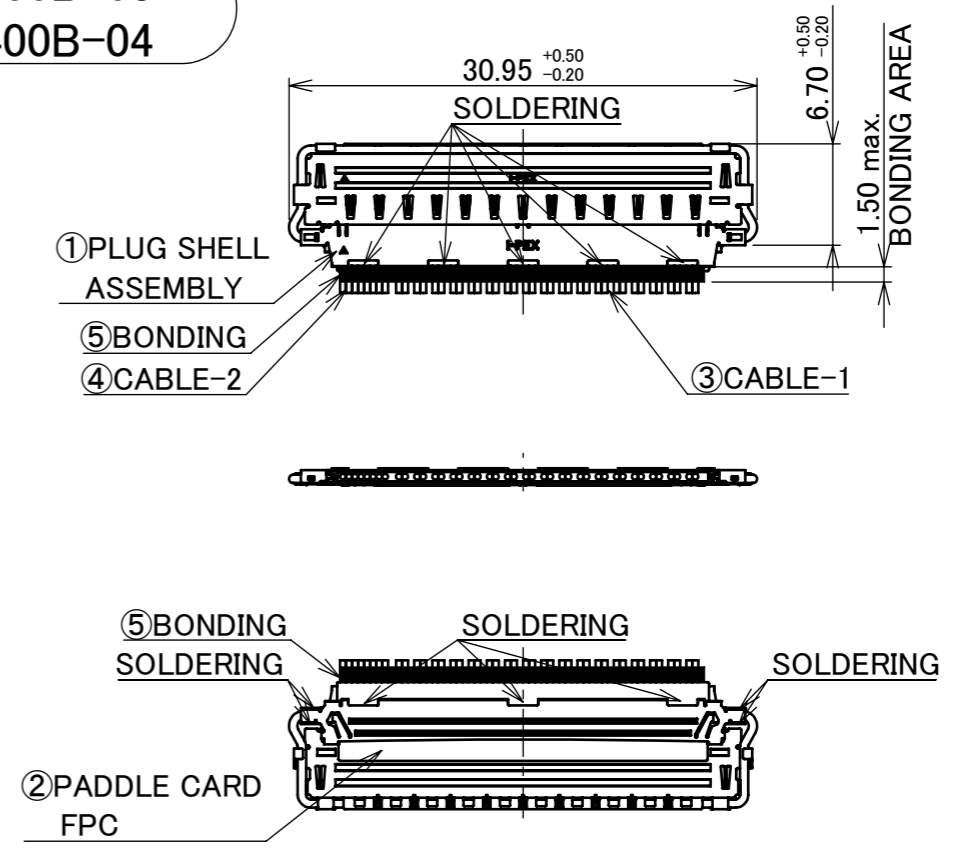
ANGLE	±2°	6 OVER 30 MAX.	±0.3	PROJECTION ⊕	SERIES No. -	CUSTOMER COPY			
	6 MAX.	±0.2	30 OVER 120 MAX.						±0.5
GENERAL TOLERANCE.				TITLE		SCALE	I-PEX		
DWG.	DATE			CABLIN <sup>®</sup> -CA IIP PLUS		2:1			
CHK.				60P HARNESS		UNIT			
APP.				DWG. No.	82065	mm			
						SIZE	SHEET	REV.	
						A3	3/5	0	

PART No.  
82065-400B-0#

82065-400B-01  
82065-400B-02



82065-400B-03  
82065-400B-04



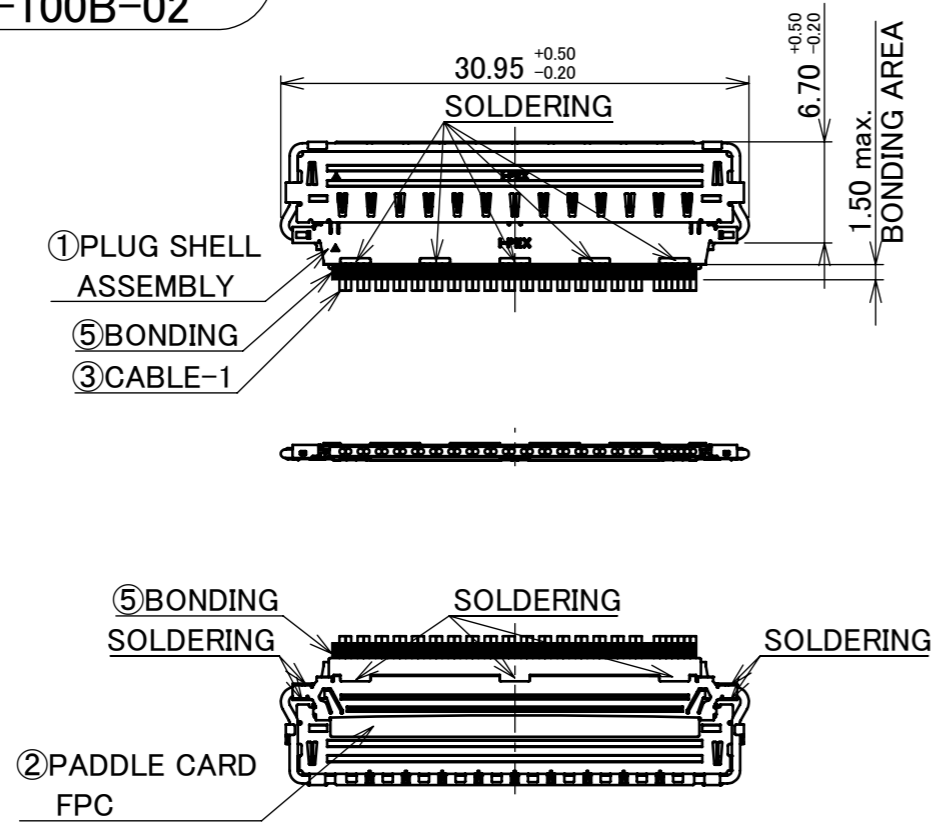
6	ACETATE TAPE	-	3OR5	BLACK
5	BONDING	-	-	UV GLUE
4	CABLE-2	-	7	MICRO-COAXIAL CABLE, AWG#38 42.5 OHM, BLUE
3	CABLE-1	-	34	MICRO-COAXIAL CABLE, AWG#36 42.5 OHM, BLUE
2	PADDLE CARD FPC	-	2	CONNECTOR 1 & 2
1	PLUG SHELL ASSEMBLY	21036-060T-01	2	CONNECTOR TO BE MATED : 20790-060E-02
NO.	DESCRIPTION	PARTS NO.	QTY	REMARKS

6	ACETATE TAPE	-	3OR5	BLACK
5	BONDING	-	-	UV GLUE
4	CABLE-2	-	8	MICRO-COAXIAL CABLE, AWG#38 42.5 OHM, BLUE
3	CABLE-1	-	34	MICRO-COAXIAL CABLE, AWG#36 42.5 OHM, BLUE
2	PADDLE CARD FPC	-	2	CONNECTOR 1 & 2
1	PLUG SHELL ASSEMBLY	21036-060T-01	2	CONNECTOR TO BE MATED : 20790-060E-02
NO.	DESCRIPTION	PARTS NO.	QTY	REMARKS

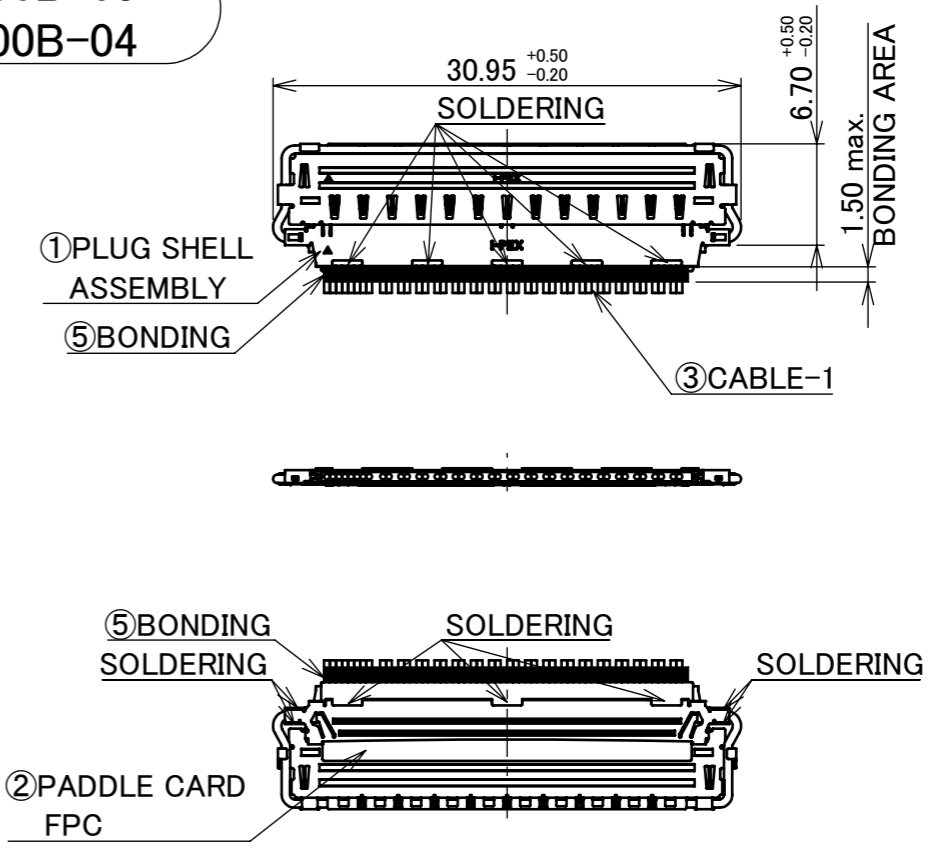
ANGLE	±2°	6 OVER 30 MAX.	±0.3	PROJECTION ⊕	SERIES No. -	CUSTOMER COPY		
6 MAX.	±0.2	30 OVER 120 MAX.	±0.5					
GENERAL TOLERANCE.				TITLE CABLINER®-CA IIP PLUS 60P HARNESS	SCALE 2:1	I-PEX		
DWG.	DATE							
CHK.								
APP.								
				DWG. No.	82065	SIZE A3	SHEET 4/5	REV. 0

PART No.  
82065-100B-0#

82065-100B-01  
82065-100B-02



82065-100B-03  
82065-100B-04



6	ACETATE TAPE	-	3OR5	BLACK
5	BONDING	-	-	UV GLUE
3	CABLE-1	-	41	MICRO-COAXIAL CABLE, AWG#38 42.5 OHM, BLUE
2	PADDLE CARD FPC	-	2	CONNECTOR 1 & 2
1	PLUG SHELL ASSEMBLY	21036-060T-01	2	CONNECTOR TO BE MATED : 20790-060E-02
NO.	DESCRIPTION	PARTS NO.	QTY	REMARKS

6	ACETATE TAPE	-	3OR5	BLACK
5	BONDING	-	-	UV GLUE
3	CABLE-1	-	42	MICRO-COAXIAL CABLE, AWG#38 42.5 OHM, BLUE
2	PADDLE CARD FPC	-	2	CONNECTOR 1 & 2
1	PLUG SHELL ASSEMBLY	21036-060T-01	2	CONNECTOR TO BE MATED : 20790-060E-02
NO.	DESCRIPTION	PARTS NO.	QTY	REMARKS

ANGLE	±2°	6 OVER 30 MAX.	±0.3	PROJECTION ⊕	SERIES No. -	CUSTOMER COPY		
6 MAX.	±0.2	30 OVER 120 MAX.	±0.5					
GENERAL TOLERANCE.				TITLE CABLINER <sup>®</sup> -CA IIP PLUS 60P HARNESS	SCALE 2:1	I-PEX		
DWG.	DATE							
CHK.								
APP.								
				DWG. No.	82065	SIZE A3	SHEET 5/5	REV. 0