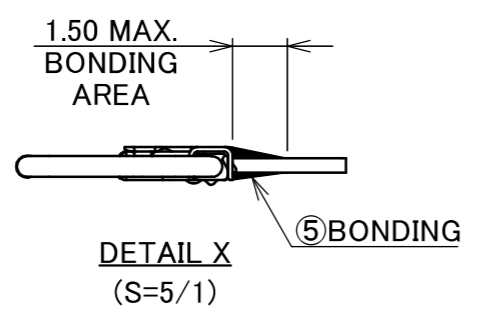
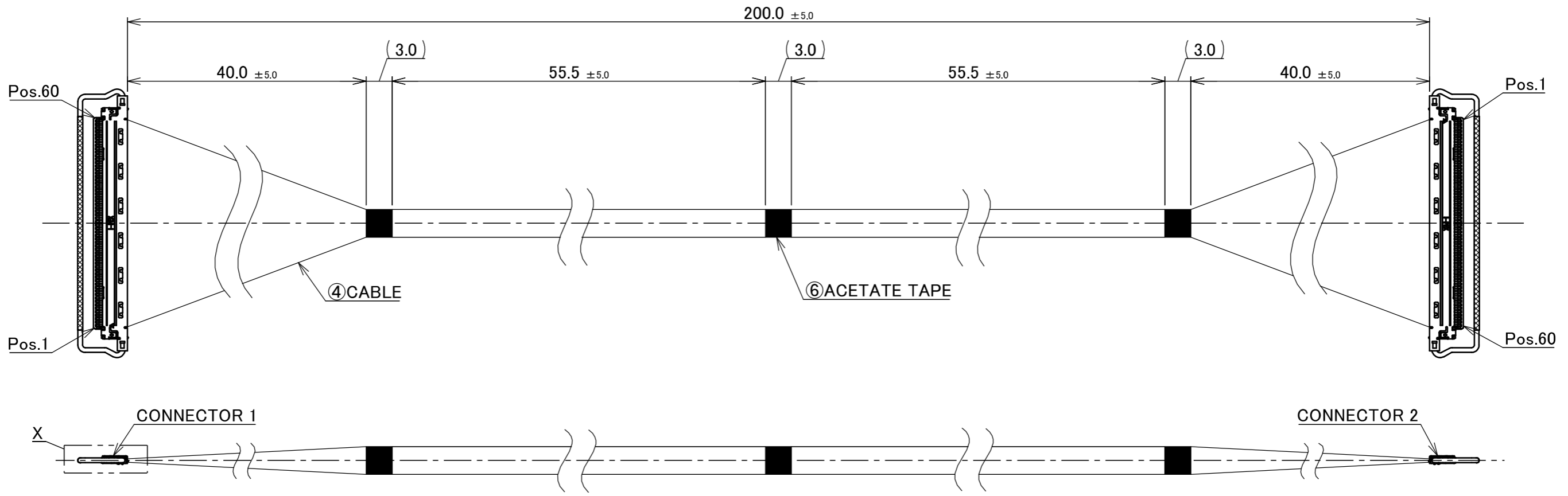


PART No.
82146-100B-02-D



PIN ASSIGNMENT		
CONNECTOR 1	CABLE	CONNECTOR 2
60	MICRO-COAXIAL CABLE AWG#40 50 OHM, BLUE	1
.	MICRO-COAXIAL CABLE AWG#40 50 OHM, BLUE	.
1	MICRO-COAXIAL CABLE AWG#40 50 OHM, BLUE	60

NO.	DESCRIPTION	PARTS NO.	QTY	REMARKS
6	ACETATE TAPE	-	3	BLACK
5	BONDING	-	-	UV GLUE
4	CABLE	-	60	MICRO-COAXIAL CABLE AWG#40 50 OHM, BLUE
3	PULL BAR	2766-0601	2	CONNECTOR 1&2
2	SHELL-A	2764-0601-002	2	
1	HOUSING ASS'Y	20634-160T-02	2	CABLIN [®] -CA PLUG P/N : 20633-260T-01S CONNECTOR TO BE MATED : 20525-060E-02

NOTE.
 1. TO HANDLE THIS CONNECTOR YOU MUST READ AND FOLLOW THE INSTRUCTION MANUAL BELOW. I-PEX INSTRUCTION MANUAL No.HIM-09008.
 2. ELECTRIC CHARACTERISTICS
 WITHSTANDVOLTAGE : AC 250V LEAKAGE CURRENT 2.0mA MAX.
 INSULATION RESISTANCE : 50MΩ MIN. DC 100V
 3. THE OPERATING TEMPERATURE OF THE HARNESS : 80°C MAX.

REVISION RECORD				ANGLE ±2° 6 OVER 30 MAX. ±0.3 6 MAX. ±0.2 30 OVER 120 MAX. ±0.5	PROJECTION 	SERIES No. IH-200016	CUSTOMER COPY	
DWG. K.Baba DATE 2024/07/03 CHK. R.Takei				GENERAL TOLERANCE.		TITLE CABLIN [®] -CA 60P HARNESS		SCALE 2:1
0	Z240878	K.B	July/03/'24	APP. H.Ikari	DWG. No. 82146		UNIT mm	
REV.	ECN	BY	DATE	APP.	SIZE A3	SHEET 1/2	REV. 0	

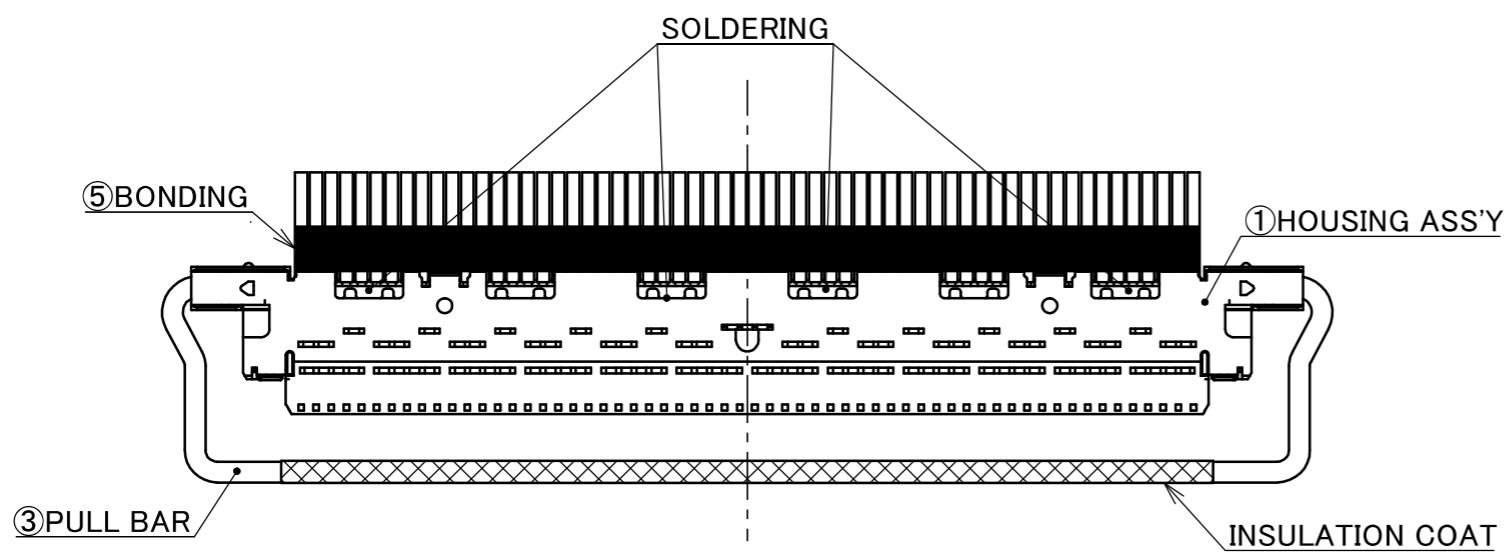
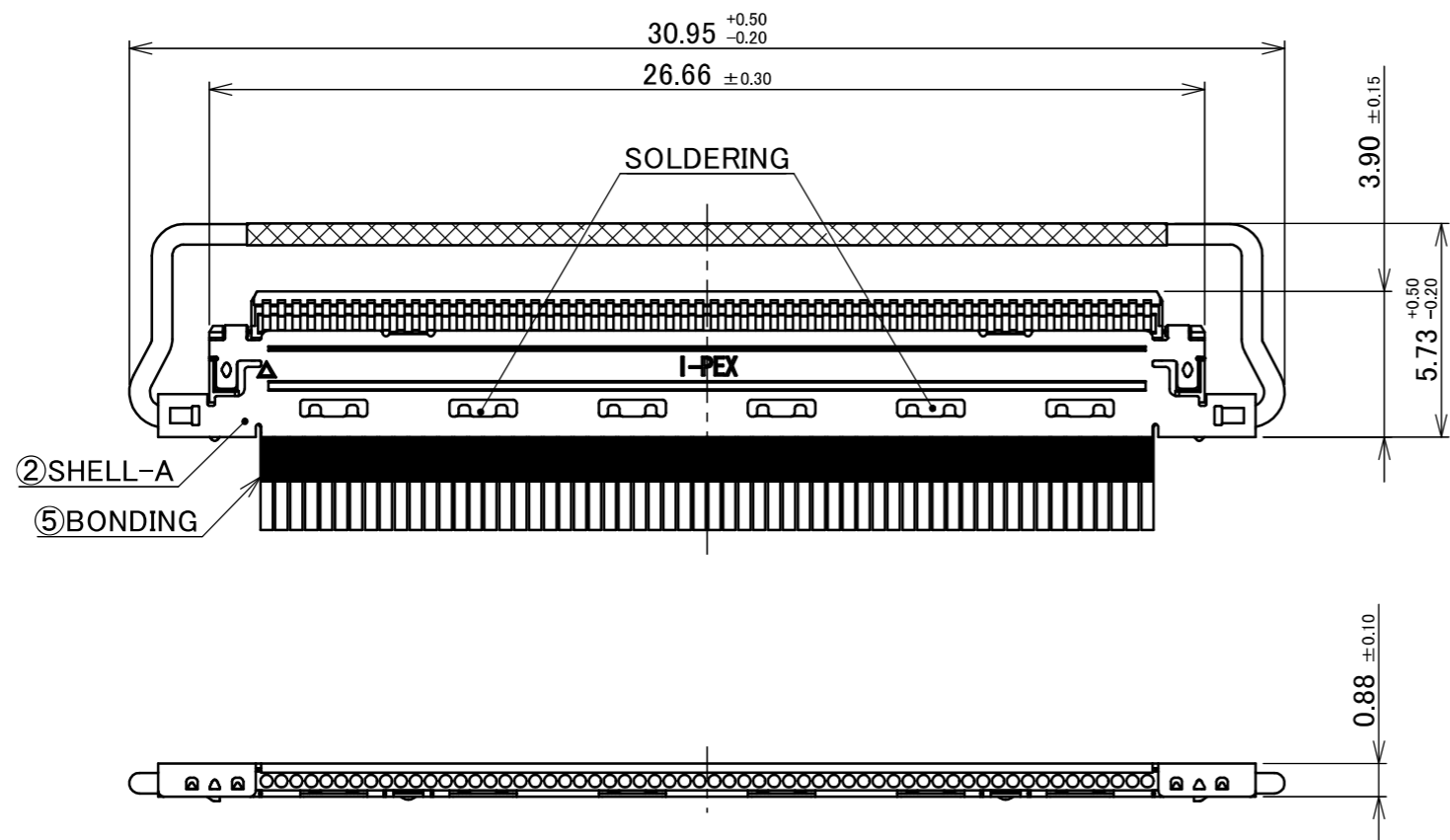
Confidential C

I-PEX Inc.

QKE-DFE06-02 REV.12

PART No.
82146-100B-02-D

CONNECTOR 1&2



ANGLE	±2°	6 OVER 30 MAX.	±0.3	PROJECTION	SERIES No.	CUSTOMER COPY	
6 MAX.	±0.2	30 OVER 120 MAX.	±0.5		IH-200016	SCALE	I-PEX
GENERAL TOLERANCE.				TITLE	CABLIN [®] -CA 60P HARNESS	5:1	
DWG.	DATE			DWG. No.		mm	UNIT
CHK.					82146	SIZE	SHEET
APP.						A3	2/2
						REV.	0