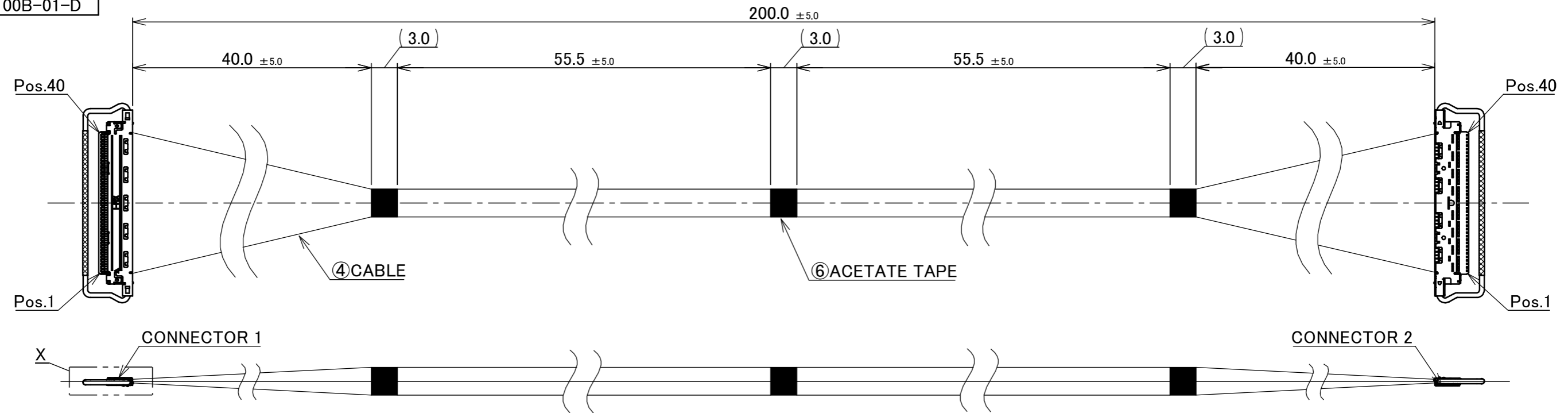
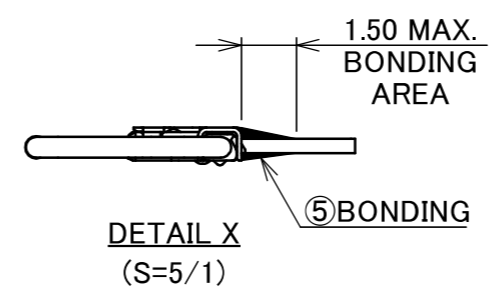
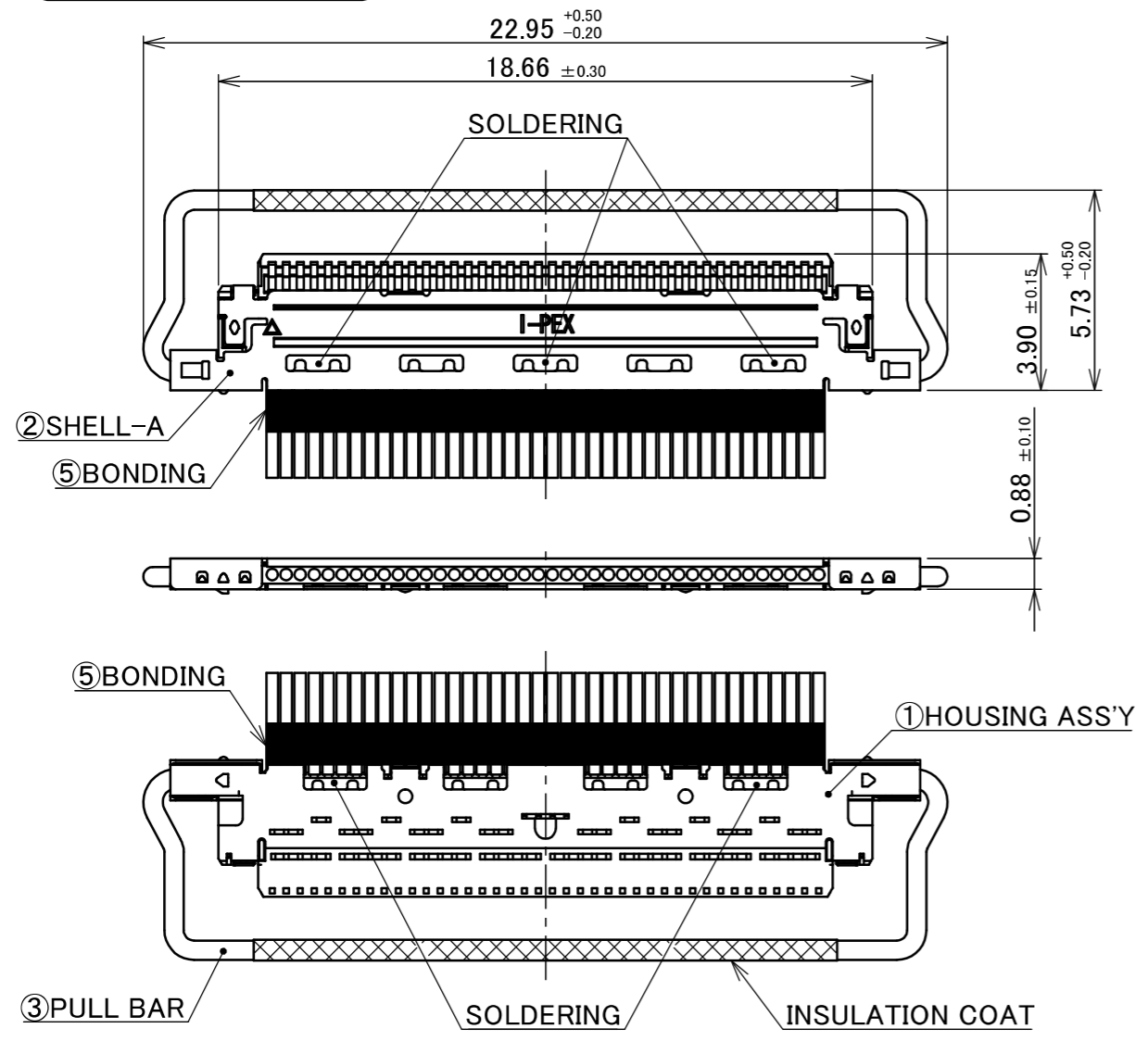


PART No.  
81424-100B-01-D



CONNECTOR 1&2  
(S=5/1)



- NOTE.
- TO HANDLE THIS CONNECTOR YOU MUST READ AND FOLLOW THE INSTRUCTION MANUAL BELOW. I-PEX INSTRUCTION MANUAL No.HIM-09008.
  - ELECTRIC CHARACTERISTICS  
WITHSTANDVOLTAGE : AC 250V LEAKAGE CURRENT 2.0mA MAX.  
INSULATION RESISTANCE : 50MΩ MIN. DC 100V
  - THE OPERATING TEMPERATURE OF THE HARNESS : 80°C MAX.

PIN ASSIGNMENT		
CONNECTOR 1	CABLE	CONNECTOR 2
40	MICRO-COAXIAL CABLE AWG#40 50 OHM, BLUE	40
39	MICRO-COAXIAL CABLE AWG#40 50 OHM, BLUE	39
·	MICRO-COAXIAL CABLE AWG#40 50 OHM, BLUE	·
·	MICRO-COAXIAL CABLE AWG#40 50 OHM, BLUE	·
2	MICRO-COAXIAL CABLE AWG#40 50 OHM, BLUE	2
1	MICRO-COAXIAL CABLE AWG#40 50 OHM, BLUE	1

NO.	DESCRIPTION	PARTS NO.	QTY	REMARKS
6	ACETATE TAPE	-	3	BLACK
5	BONDING	-	-	UV GLUE
4	CABLE	-	40	MICRO-COAXIAL CABLE AWG#40 50 OHM, BLUE
3	PULL BAR	2766-0401	2	CONNECTOR 1&2
2	SHELL-A	2764-0401-002	2	CABLIN <sup>®</sup> -CA PLUG P/N : 20633-240T-01S CONNECTOR TO BE MATED : 20525-040E-02
1	HOUSING ASS'Y	20634-140T-02	2	

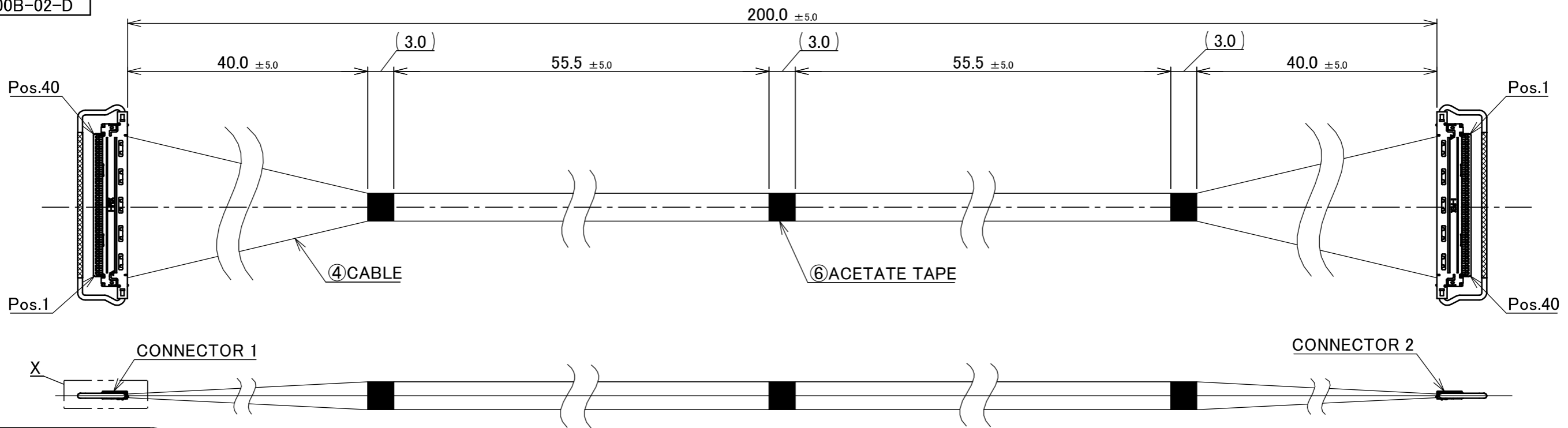
REVISION RECORD					GENERAL TOLERANCE.		PROJECTION		SERIES No.		CUSTOMER COPY				
REV.	ECN	BY	DATE	APP.	ANGLE	±2°	6 OVER 30 MAX.	±0.3		IH-200016	SCALE	2:1			
					6 MAX.	±0.2	30 OVER 120 MAX.	±0.5					TITLE CABLIN <sup>®</sup> -CA 40P HARNESS	UNIT	mm
3	Z231283	R.T	Oct./20/'23	H.I	DWG. K.Baba		DATE 2020/05/11		DWG. No. 81424	SIZE	A3	SHEET			
2	Z231133	R.T	Sept./20/'23	H.I	CHK. R.Takei										
1	Z200915	K.B	Sept./02/'20	H.I	APP. H.Ikari										
0	Z200494	K.B	May/11/'20												

Confidential C

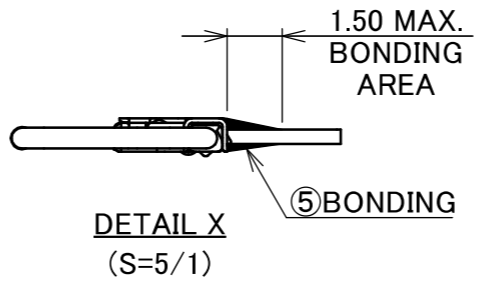
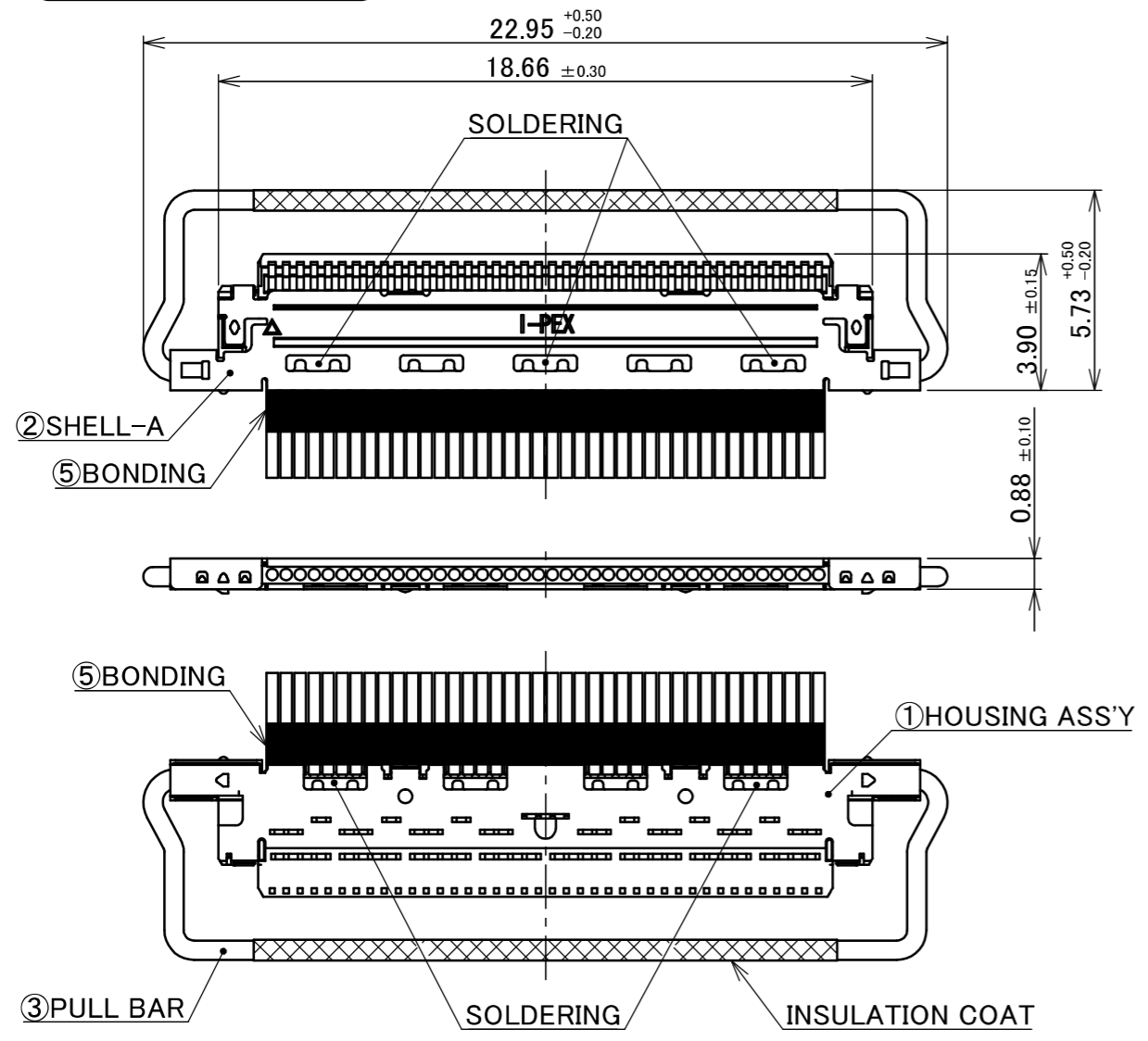
I-PEX Inc.

QKE-DFE06-02 REV.12

PART No.  
81424-100B-02-D



CONNECTOR 1&2  
(S=5/1)



NOTE.  
1. TO HANDLE THIS CONNECTOR YOU MUST READ AND FOLLOW THE INSTRUCTION MANUAL BELOW. I-PEX INSTRUCTION MANUAL No.HIM-09008.  
2. ELECTRIC CHARACTERISTICS WITHSTANDVOLTAGE : AC 250V LEAKAGE CURRENT 2.0mA MAX. INSULATION RESISTANCE : 50MΩ MIN. DC 100V  
3. THE OPERATING TEMPERATURE OF THE HARNESS : 80°C MAX.

PIN ASSIGNMENT		
CONNECTOR 1	CABLE	CONNECTOR 2
40	MICRO-COAXIAL CABLE AWG#40 50 OHM, BLUE	1
39	MICRO-COAXIAL CABLE AWG#40 50 OHM, BLUE	2
·	MICRO-COAXIAL CABLE AWG#40 50 OHM, BLUE	·
·	MICRO-COAXIAL CABLE AWG#40 50 OHM, BLUE	·
·	MICRO-COAXIAL CABLE AWG#40 50 OHM, BLUE	·
2	MICRO-COAXIAL CABLE AWG#40 50 OHM, BLUE	39
1	MICRO-COAXIAL CABLE AWG#40 50 OHM, BLUE	40

NO.	DESCRIPTION	PARTS NO.	QTY	REMARKS
6	ACETATE TAPE	-	3	BLACK
5	BONDING	-	-	UV GLUE
4	CABLE	-	40	MICRO-COAXIAL CABLE AWG#40 50 OHM, BLUE
3	PULL BAR	2766-0401	2	CONNECTOR 1&2
2	SHELL-A	2764-0401-002	2	CABLIN <sup>®</sup> -CA PLUG P/N : 20633-240T-01S CONNECTOR TO BE MATED : 20525-040E-02
1	HOUSING ASS'Y	20634-140T-02	2	

REVISION RECORD					ANGLE ±2° 6 OVER 30 MAX. ±0.3 6 MAX. ±0.2 30 OVER 120 MAX. ±0.5 GENERAL TOLERANCE. DWG. DATE CHK. APP.	PROJECTION SERIES No. IH-200016 TITLE CABLIN <sup>®</sup> -CA 40P HARNESS DWG. No. 81424	CUSTOMER COPY SCALE 2:1 UNIT mm SHEET 2/2 REV. 3
-----------------	--	--	--	--	---	---	--