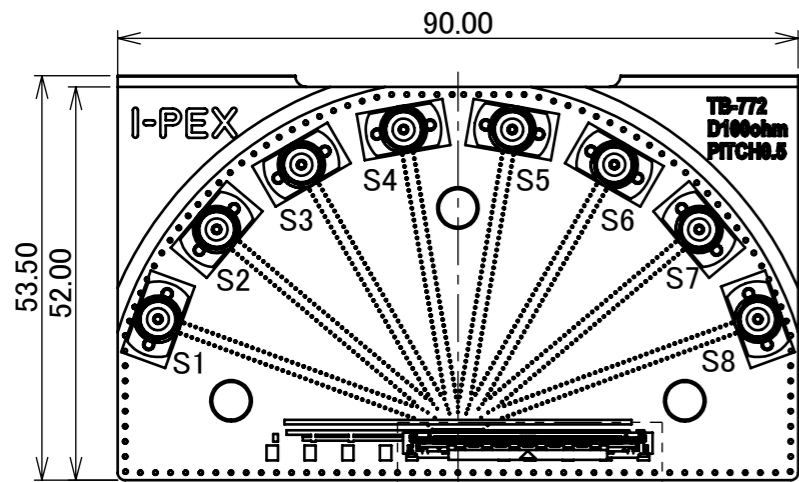
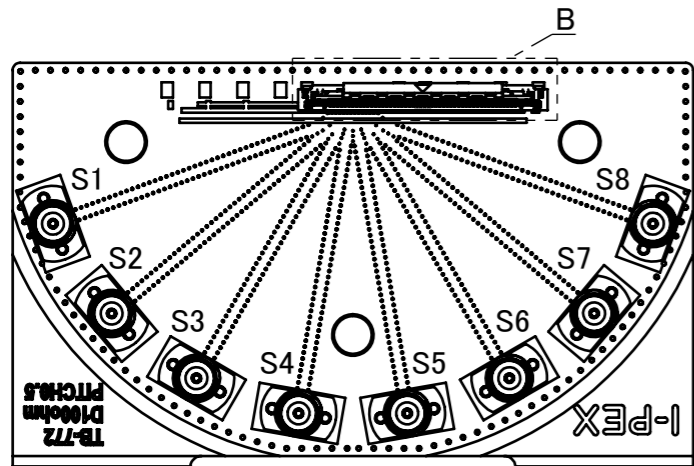


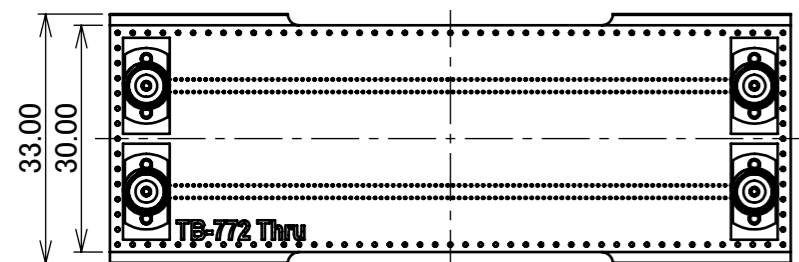
PART NO.	STRUCTURE
91573-0**B-001	MAIN BOARD A ASSEMBLY: 1PC MAIN BOARD B ASSEMBLY: 1PC 2xTHRU BOARD: 1PC



MAIN BOARD A ASSEMBLY



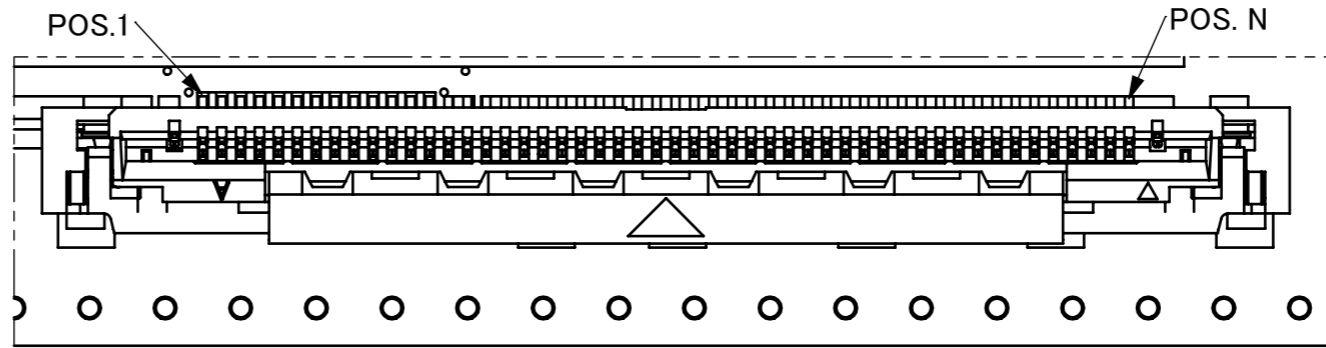
MAIN BOARD B ASSEMBLY



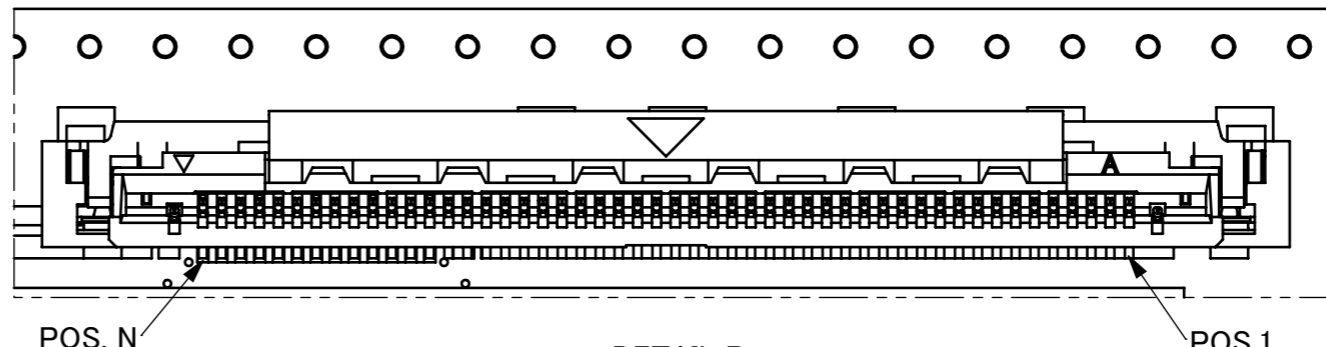
2xTHRU BOARD ASSEMBLY

- NOTES.
- FOR DETAILED INFORMATION ON THE STRUCTURE OF TEST BOARD TB-772, REFER TO REPORT #IER-001-10705.
  - CHARACTERISTIC IMPEDANCE:  $50 \Omega \pm 10\%$  (SINGLE-ENDED),  $T_r=17.5 \text{ ps}$  (10% - 90%)
  - REFERENCE FFC: SEE DRAWING OF EVAFLEX 5-SE-G VT (P/N: 20799)
  - MAXIMUM MEASUREMENT FREQUENCY: 40 GHz
  - OTHER PIN CONFIGURATIONS CAN BE PROVIDED UPON REQUEST.

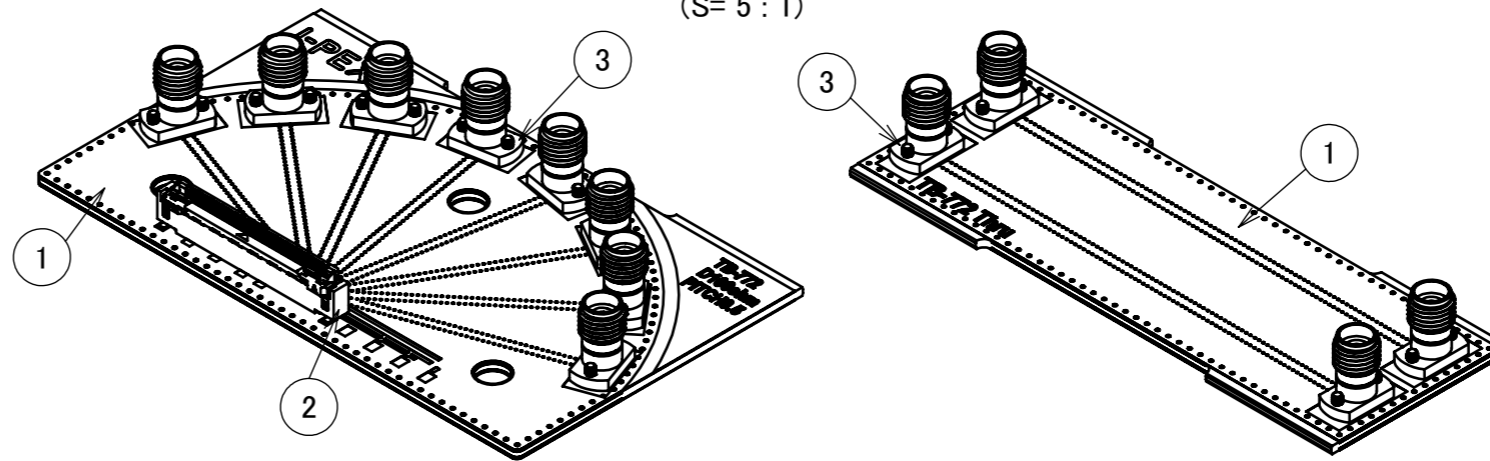
91573-0\*\*B-001  
POS. 20, 30, 40, 50, 60



DETAIL A  
(S= 5 : 1)



DETAIL B  
(S= 5 : 1)



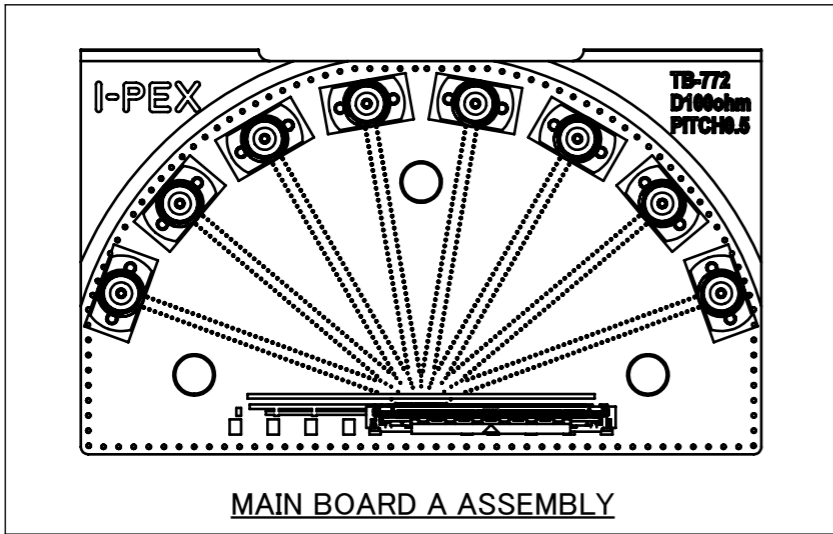
MAIN BOARD A/B ASSEMBLY

2xTHRU BOARD ASSEMBLY

MAIN BOARD A	
PIN POS.	ASSIGNMENT
1	GND
2	S1
3	S2
4	GND
5	S3
6	S4
7	GND
8	S5
9	S6
10	GND
11	S7
12	S8
13	GND

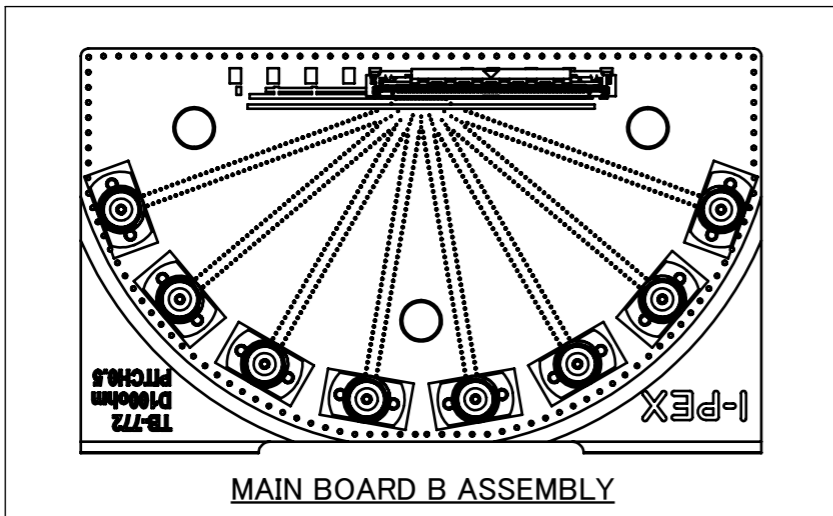
MAIN BOARD B	
PIN POS.	ASSIGNMENT
N	GND
N-1	S1
N-2	S2
N-3	GND
N-4	S3
N-5	S4
N-6	GND
N-7	S5
N-8	S6
N-9	GND
N-10	S7
N-11	S8
N-12	GND

NO.	DESCRIPTION	PART NO.	QTY	REMARKS																																															
3	2.92mm CONNECTOR	50104-J001	20	JACK																																															
2	CONNECTOR	20799-0**E-01	2	EVAFLEX 5-SE-G VT RECEPTACLE																																															
1	TEST BOARD	TB-772	1	TEST BOARD THICKNESS: 1.60mm																																															
<table border="1"> <tr> <td>ANGLE</td> <td><math>\pm 2^\circ</math></td> <td>6 OVER 30 MAX.</td> <td><math>\pm 0.3</math></td> <td rowspan="2">PROJECTION </td> <td rowspan="2">SERIES No. R2R9R0</td> <td rowspan="2">CUSTOMER COPY</td> </tr> <tr> <td></td> <td>6 MAX.</td> <td><math>\pm 0.2</math></td> <td>30 OVER 120 MAX.</td> <td><math>\pm 0.5</math></td> </tr> <tr> <td colspan="4">GENERAL TOLERANCE.</td> <td colspan="2">TITLE</td> <td rowspan="2">SCALE 1:1</td> </tr> <tr> <td colspan="4"></td> <td colspan="2">EVAFLEX® 5-SE-G VT SI TEST BOARD ASSEMBLY</td> <td rowspan="2">UNIT mm</td> </tr> <tr> <td>0</td> <td>Z241142</td> <td>T.O</td> <td>2024/08/28</td> <td>CHK. M.Muro</td> <td colspan="2">DWG. No. 91573</td> </tr> <tr> <td>REV.</td> <td>ECN</td> <td>BY</td> <td>DATE</td> <td>APP.</td> <td colspan="2">SIZE SHEET REV.</td> </tr> <tr> <td colspan="4">REVISION RECORD</td> <td>T.Masunaga</td> <td colspan="2">A3 1/2 0</td> </tr> </table>					ANGLE	$\pm 2^\circ$	6 OVER 30 MAX.	$\pm 0.3$	PROJECTION 	SERIES No. R2R9R0	CUSTOMER COPY		6 MAX.	$\pm 0.2$	30 OVER 120 MAX.	$\pm 0.5$	GENERAL TOLERANCE.				TITLE		SCALE 1:1					EVAFLEX® 5-SE-G VT SI TEST BOARD ASSEMBLY		UNIT mm	0	Z241142	T.O	2024/08/28	CHK. M.Muro	DWG. No. 91573		REV.	ECN	BY	DATE	APP.	SIZE SHEET REV.		REVISION RECORD				T.Masunaga	A3 1/2 0	
ANGLE	$\pm 2^\circ$	6 OVER 30 MAX.	$\pm 0.3$	PROJECTION 	SERIES No. R2R9R0	CUSTOMER COPY																																													
	6 MAX.	$\pm 0.2$	30 OVER 120 MAX.				$\pm 0.5$																																												
GENERAL TOLERANCE.				TITLE		SCALE 1:1																																													
				EVAFLEX® 5-SE-G VT SI TEST BOARD ASSEMBLY			UNIT mm																																												
0	Z241142	T.O	2024/08/28	CHK. M.Muro	DWG. No. 91573																																														
REV.	ECN	BY	DATE	APP.	SIZE SHEET REV.																																														
REVISION RECORD				T.Masunaga	A3 1/2 0																																														

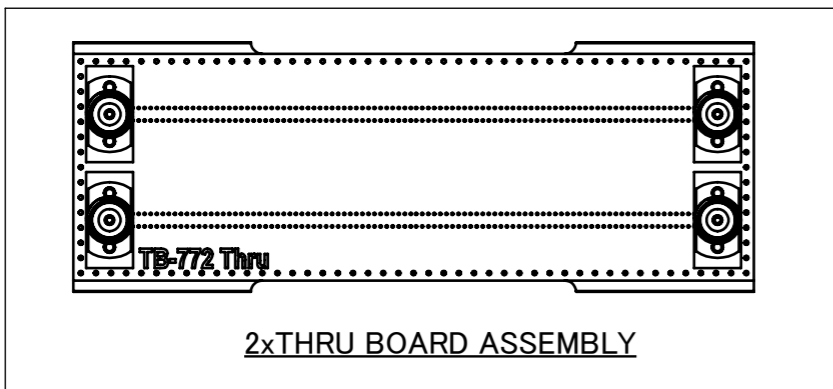


<LARGE BAG>  
REUSABLE PLASTIC BAG


<SMALL BAG>  
REUSABLE PLASTIC BAG



<SMALL BAG>  
REUSABLE PLASTIC BAG



<SMALL BAG>  
REUSABLE PLASTIC BAG



ANGLE	±2°	6 OVER 30 MAX.	±0.3	PROJECTION	SERIES No.	CUSTOMER COPY		
	6 MAX.	±0.2	30 OVER 120 MAX.	±0.5	R2R9R0	SCALE	<b>I-PEX</b>	
GENERAL TOLERANCE.				TITLE	DWG. No.	1:1		
DWG.	DATE			EVAFLEX® 5-SE-G VT SI TEST BOARD ASSEMBLY	91573	UNIT		
CHK.						mm		
APP.						SIZE	SHEET	REV.
						A3	2/2	0

**PACKING STYLE**