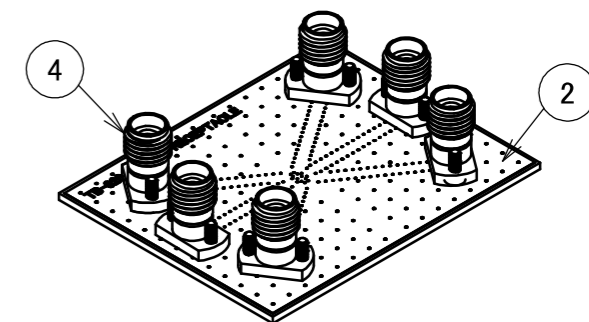
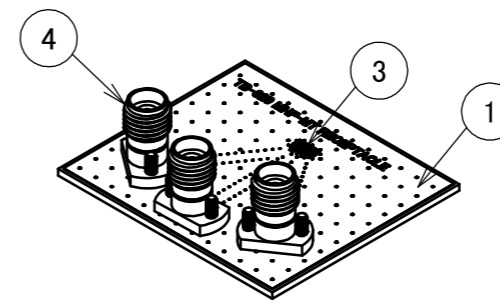
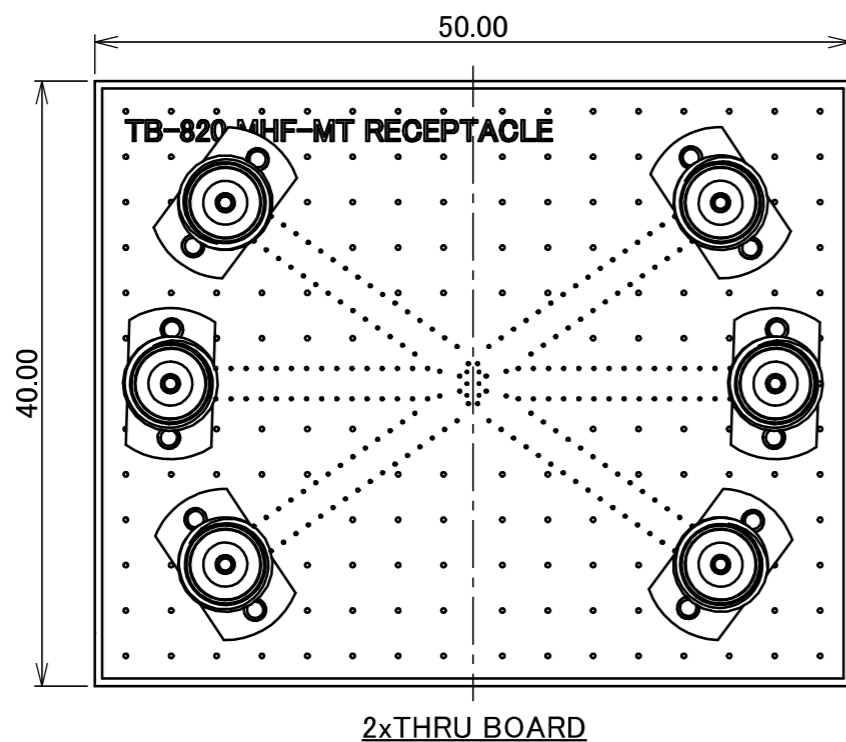
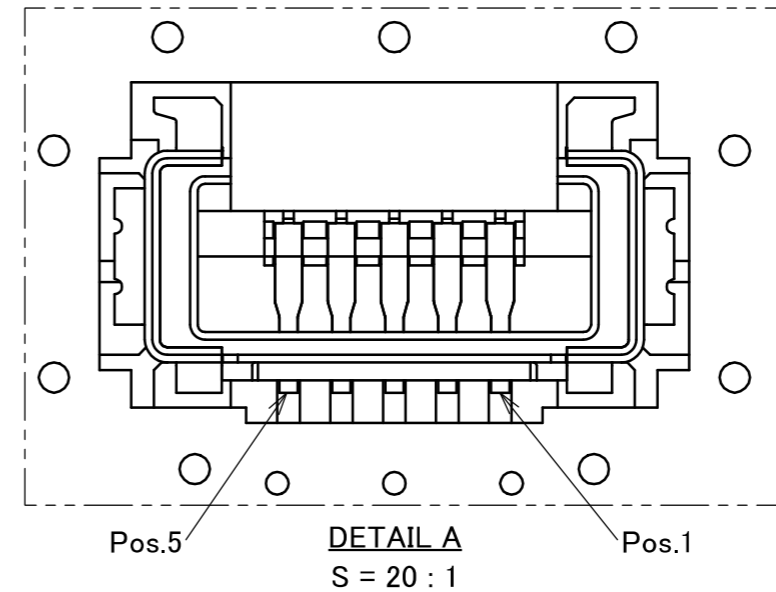
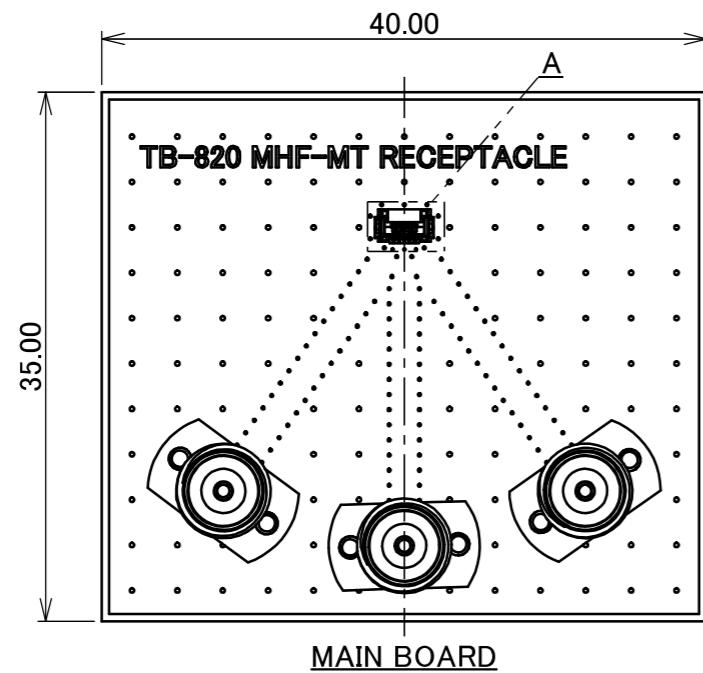


PART NO.	STRUCTURE
91565-005B-001	MAIN BOARD ASSEMBLY : 2PCS. 2xTHRU BOARD ASSEMBLY : 1PC.

MAIN BOARD	
PIN POS.	ASSIGNMENT
1	Signal
2	GND
3	Signal
4	GND
5	Signal



MAIN BOARD ASSEMBLY

2xTHRU BOARD ASSEMBLY

4	2.92mm CONNECTOR	12	JACK
3	CONNECTOR	2	CABLINÉ-UY RECEPTACLE
2	2xTHRU BOARD	1	TEST BOARD THICKNESS : 1.3mm
1	MAIN BOARD	2	TEST BOARD THICKNESS : 1.3mm
NO.	DESCRIPTION	QTY	REMARKS

NOTES.

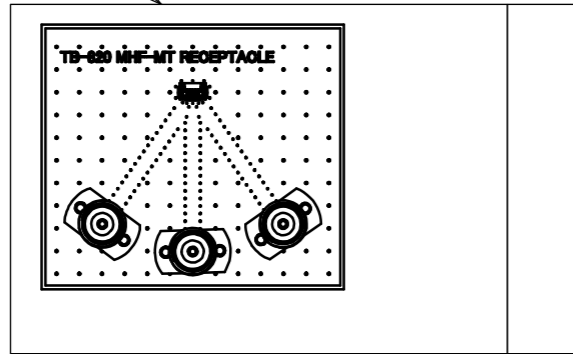
- FOR DETAILED INFORMATION ON THE STRUCTURE OF TEST BOARD TB-820, REFER TO REPORT #IER-001-10704.
- CHARACTERISTIC IMPEDANCE : $50 \Omega \pm 10\%$ (SINGLE-ENDED), $T_r=17.5$ ps(10~90%)
- APPLICABLE PLUG CONNECTOR : CABLINE-UY PLUG (P/N: 20857-005T-01)
- MAXIMUM MEASUREMENT FREQUENCY : 40 GHz

REV.	ECN	BY	DATE	APP.	DESCRIPTION	QTY	REMARKS
1	Z241280	R.H	2024/09/18	H.I			
0	Z241153	R.H	2024/08/20				
REVISION RECORD					H.Ikari		

ANGLE	$\pm 2^\circ$	6 OVER 30 MAX.	± 0.3	PROJECTION 	SERIES No. R0R8R0	CUSTOMER COPY
	6 MAX.	± 0.2	30 OVER 120 MAX.			
GENERAL TOLERANCE.				TITLE CABLINÉ® -UY 5P SI TEST BOARD ASSEMBLY	SCALE 2:1	UNIT mm
DWG.	R.Hatano	DATE	2024/08/20			
CHK.	T.Tanigawa			DWG. No. 91565	SIZE A3	SHEET 1/2
APP.	H.Ikari					

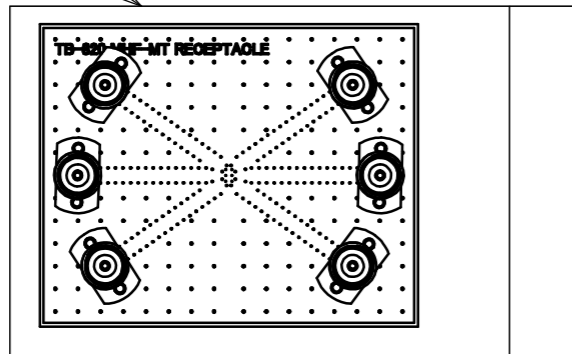
<LARGE BAG>
REUSABLE PLASTIC BAG

<SMALL BAG>
REUSABLE PLASTIC BAG

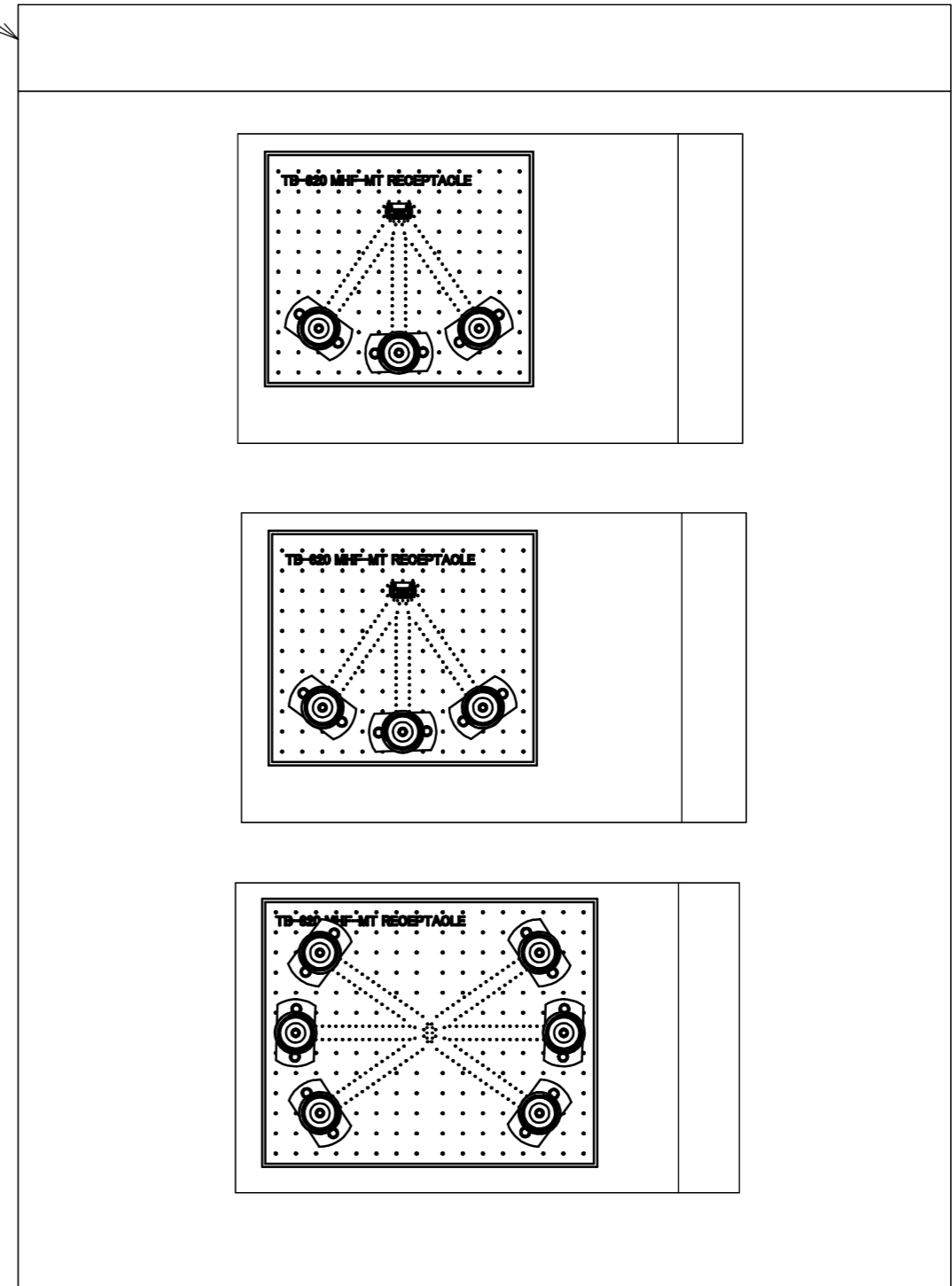


MAIN BOARD

<SMALL BAG>
REUSABLE PLASTIC BAG



2xTHRU BOARD



PACKING STYLE

ANGLE	±2°	6 OVER 30 MAX.	±0.3	PROJECTION ⊕	SERIES No. R0R8R0	CUSTOMER COPY		
6 MAX.	±0.2	30 OVER 120 MAX.	±0.5					
GENERAL TOLERANCE.				TITLE CABLINÉ® -UY 5P SI TEST BOARD ASSEMBLY	SCALE	I-PEX		
DWG.	DATE				2:1			
CHK.					UNIT			
APP.					mm			
				DWG. No.	91565	SIZE	SHEET	REV.
						A3	2/2	1