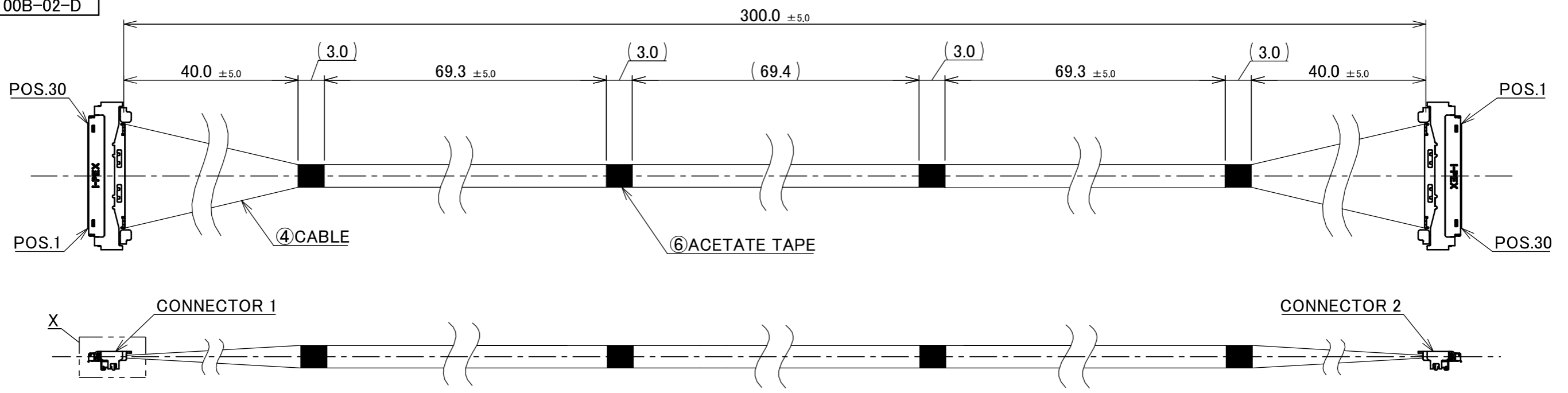
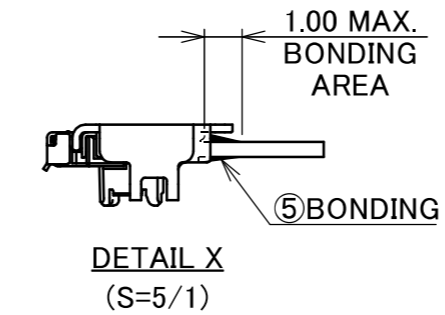
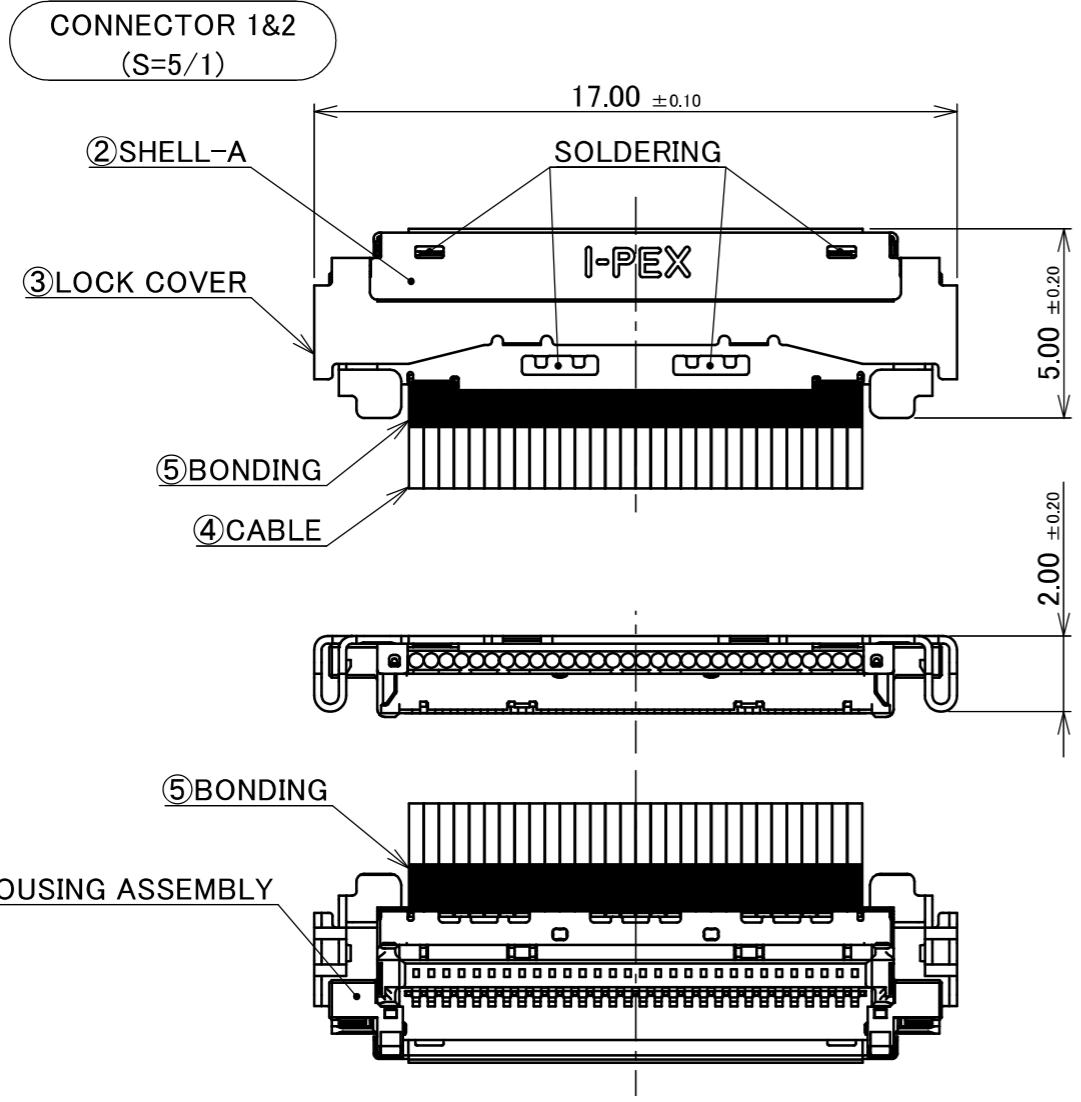


PART No.
82286-100B-02-D



- NOTE.
1. TO HANDLE THIS CONNECTOR YOU MUST READ AND FOLLOW THE INSTRUCTION MANUAL BELOW. I-PEX INSTRUCTION MANUAL No.HIM-18033.
 2. ELECTRIC CHARACTERISTICS
WITHSTAND VOLTAGE : AC 250V LEAKAGE CURRENT 2.0mA MAX.
INSULATION RESISTANCE : 50MΩ MIN. DC 100V
 3. THE OPERATING TEMPERATURE OF THE HARNESS : 80°C MAX.
 4. RATING VOLTAGE : 30V



PIN ASSIGNMENT		
CONNECTOR 1	CABLE	CONNECTOR 2
30	MICRO-COAXIAL CABLE AWG#40 50 OHM, BLUE	1
29	MICRO-COAXIAL CABLE AWG#40 50 OHM, BLUE	2
.	MICRO-COAXIAL CABLE AWG#40 50 OHM, BLUE	.
2	MICRO-COAXIAL CABLE AWG#40 50 OHM, BLUE	29
1	MICRO-COAXIAL CABLE AWG#40 50 OHM, BLUE	30

NO.	DESCRIPTION	PARTS NO.	QTY	REMARKS
6	ACETATE TAPE	-	4	BLACK
5	BONDING	-	-	UV GLUE
4	CABLE	-	30	MICRO-COAXIAL CABLE AWG#40 50 OHM, BLUE
3	LOCK COVER	3493-0301	2	CONNECTOR 1&2
2	SHELL-A	3488-0301	2	CABLIN [®] -UM PLUG P/N : 20877-030T-01 CONNECTOR TO BE MATED : 20879-030E-01
1	HOUSING ASSEMBLY	20878-030T-01	2	

REVISION RECORD					GENERAL TOLERANCE.			PROJECTION		SERIES No.		CUSTOMER COPY			
0	Z241698	K.B	Nov./28/'24	-	ANGLE	±2°	6 OVER 30 MAX.	±0.3		IH-200016	SCALE	2:1	UNIT	I-PEX	
REV.	ECN	BY	DATE	APP.	6 MAX.	±0.2	30 OVER 120 MAX.	±0.5							
					DWG.	K.Baba		DATE	2024/11/28		TITLE		CABLIN [®] -UM 30P HARNESS		
					CHK.	R.Takei				SIZE		mm		SHEET	
					APP.	H.Ikari		DWG. No.		82286		A3		1/1	
											REV.		0		

Confidential C

I-PEX Inc.

QKE-DFE06-02 REV.12