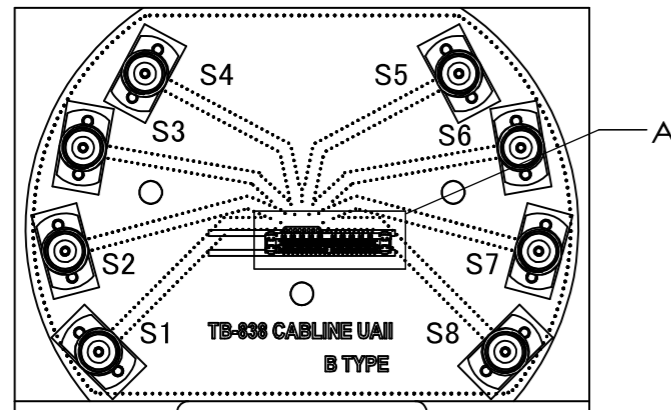
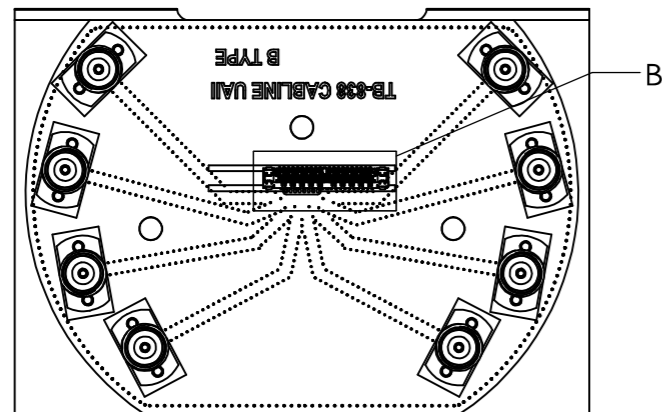


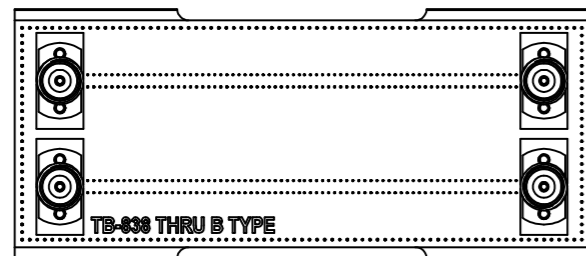
PART NO.	STRUCTURE	91585-0**B-001 Pos. 26, 32, 34, 40, 50	MAIN BOARD A		MAIN BOARD B	
91585-0**B-001	MAIN BOARD A ASSEMBLY : 1PC. MAIN BOARD B ASSEMBLY : 1PC. 2xTHRU BOARD ASSEMBLY : 1PC.		PIN POS.	ASSIGNMENT	PIN POS.	ASSIGNMENT



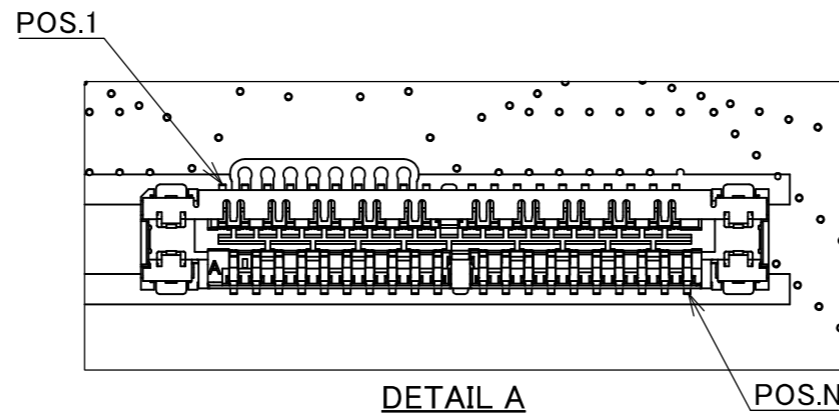
MAIN BOARD A



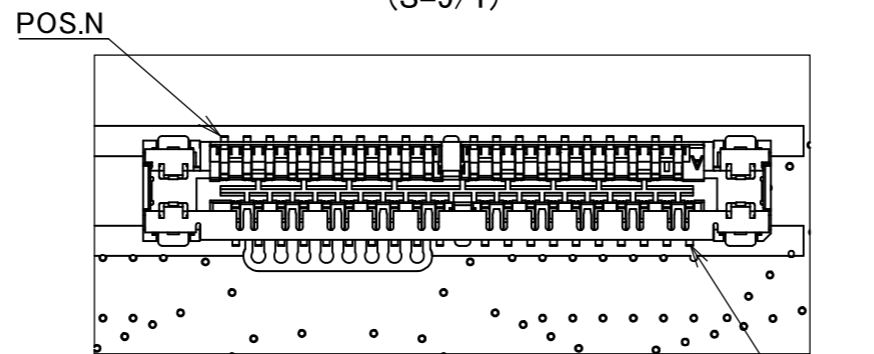
MAIN BOARD B



2xTHRU BOARD



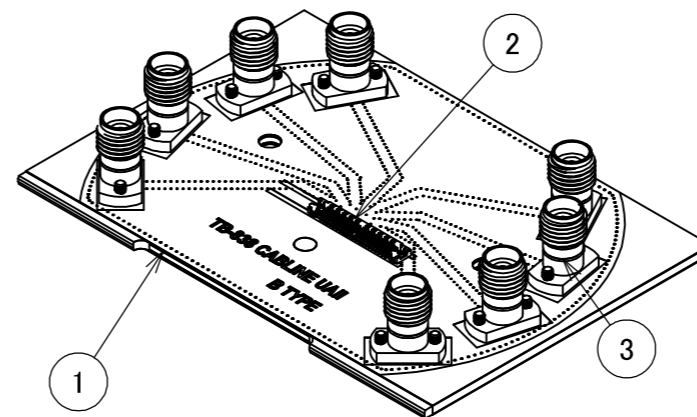
DETAIL A
(S=5/1)



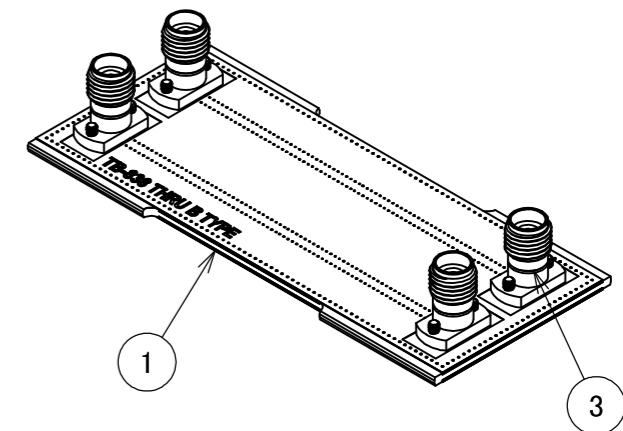
DETAIL B
(S=5/1)

PIN POS.	ASSIGNMENT
1	GND
2	GND
3	S1
4	GND
5	S2
6	GND
7	S3
8	GND
9	S4
10	GND
11	S5
12	GND
13	S6
14	GND
15	S7
16	GND
17	S8
18	GND

PIN POS.	ASSIGNMENT
N	GND
N-1	GND
N-2	S1
N-3	GND
N-4	S2
N-5	GND
N-6	S3
N-7	GND
N-8	S4
N-9	GND
N-10	S5
N-11	GND
N-12	S6
N-13	GND
N-14	S7
N-15	GND
N-16	S8
N-17	GND



MAIN BOARD A/B ASSEMBLY



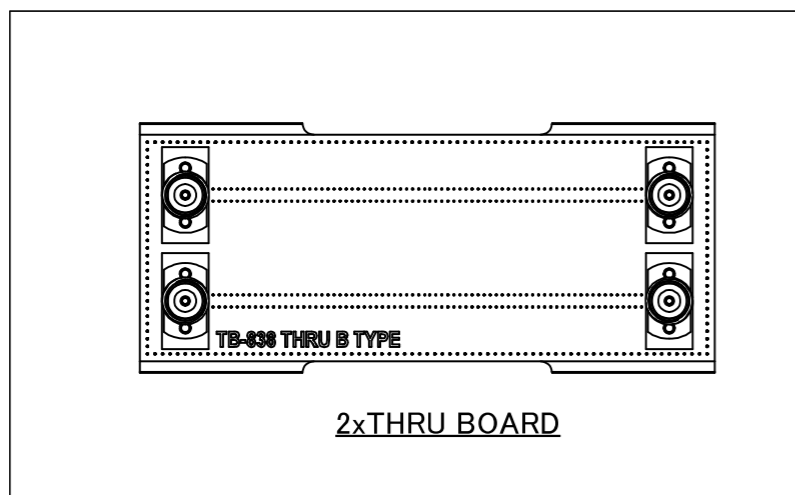
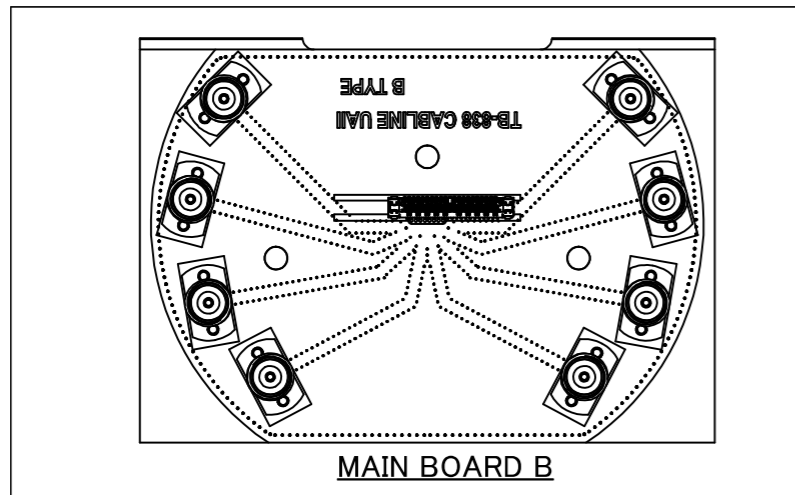
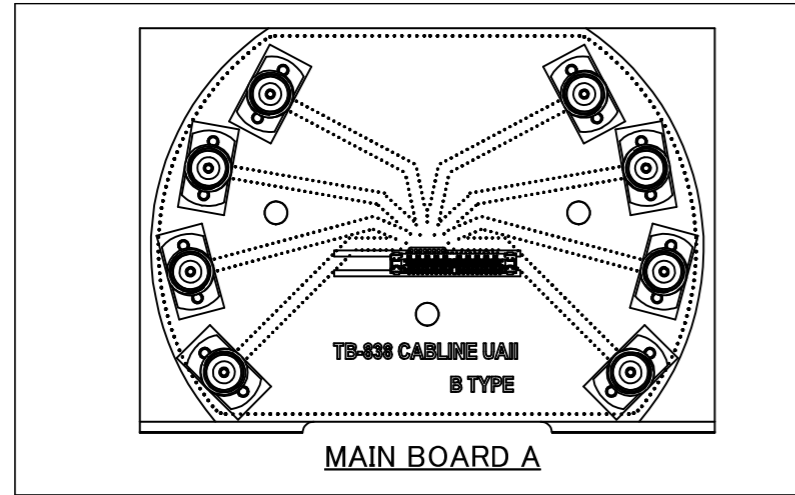
2xTHRU BOARD ASSEMBLY

NO.	DESCRIPTION	PART NO.	QTY	REMARKS
3	2.92mm CONNECTOR	50104-J001	20	JACK
2	CONNECTOR	20498-0**E-##	2	CABLINE-UA II RECEPTACLE
1	TEST BOARD	TB-838 B TYPE	1	TEST BOARD THICKNESS : 1.6mm

NOTES.

- FOR DETAILED INFORMATION ON THE STRUCTURE OF TEST BOARD TB-838 B TYPE, REFER TO REPORT #IER-001-10701.
- CHARACTERISTIC IMPEDANCE : $50\Omega \pm 10\%$ (SINGLE-ENDED). $T_r=17.5ps$ (10%-90%)
- APPLICABLE PLUG CONNECTOR : CABLINE-UA II PLUG (P/N : 20496-0**-#0)
- MAXIMUM MEASUREMENT FREQUENCY : 40GHz
- OTHER PIN CONFIGURATIONS CAN BE PROVIDED UPON REQUEST.

REVISION RECORD				ANGLE $\pm 2^\circ$ 6 OVER 30 MAX. ± 0.3 6 MAX. ± 0.2 30 OVER 120 MAX. ± 0.5	PROJECTION 	SERIES No. R0R3R0	CUSTOMER COPY	
0	Z241135	K.Hara	2024/08/28	DWG. K.Hara DATE 2024/08/28	TITLE CABLINE® -UA II SI TEST BOARD B TYPE ASSEMBLY	SCALE 1:2 UNIT mm	I-PEX	
REV.	ECN	BY	DATE	APP. T.Tanigawa				

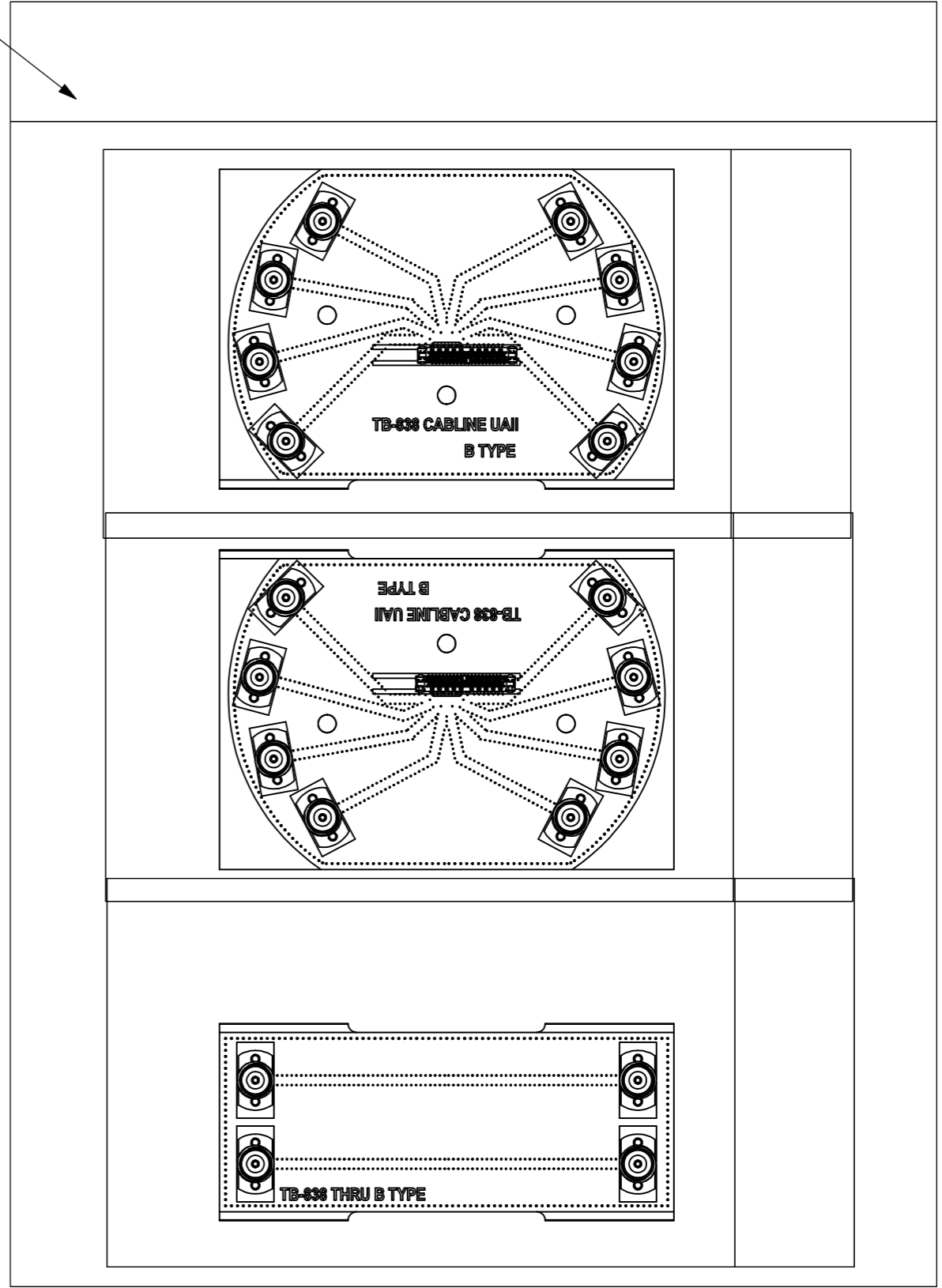


<LARGE BAG>
REUSABLE PLASTIC BAG

<SMALL BAG>
REUSABLE PLASTIC BAG

<SMALL BAG>
REUSABLE PLASTIC BAG

<SMALL BAG>
REUSABLE PLASTIC BAG



PACKING STYLE

ANGLE	±2°	6 OVER 30 MAX.	±0.3	PROJECTION ⊕	SERIES No. R0R3R0	CUSTOMER COPY			
6 MAX.	±0.2	30 OVER 120 MAX.	±0.5						
GENERAL TOLERANCE.				TITLE		SCALE	I-PEX		
DWG.	DATE			CABLIN [®] -UA II		1:2			
CHK.				SI TEST BOARD B TYPE		UNIT			
APP.				ASSEMBLY		mm			
				DWG. No.	91585	SIZE	SHEET	REV.	
						A3	2/2	0	