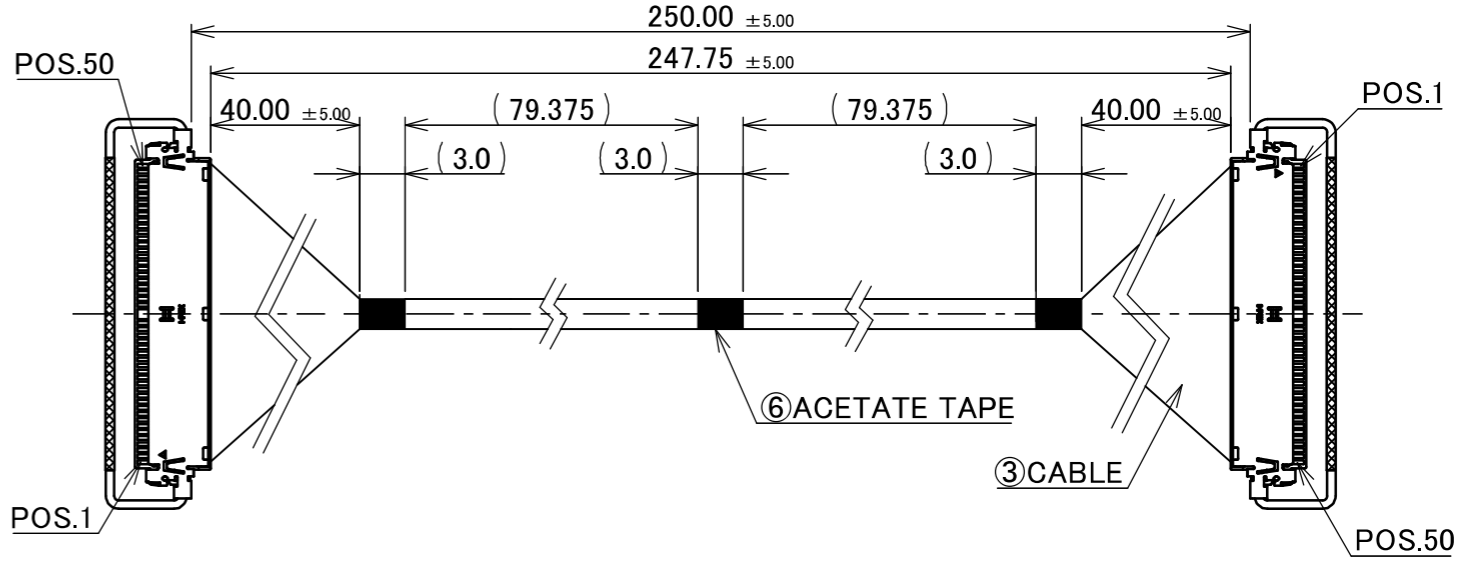
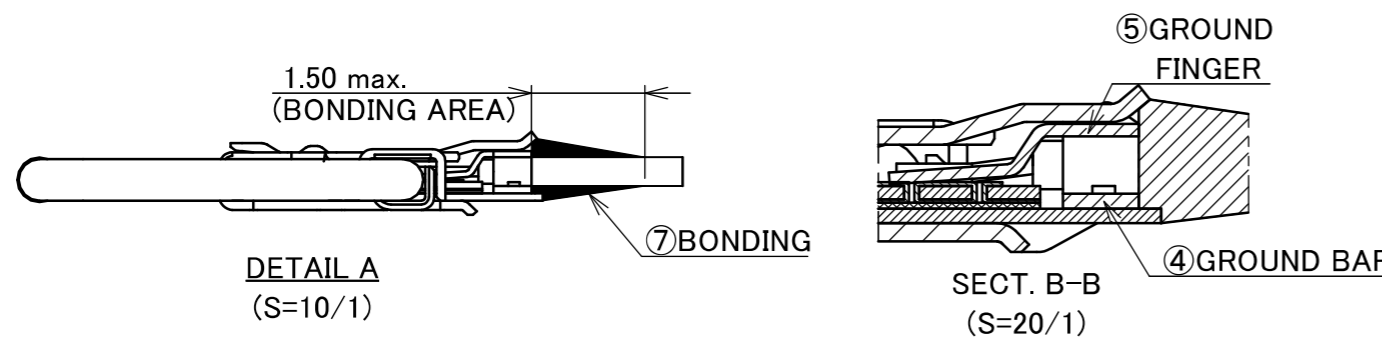
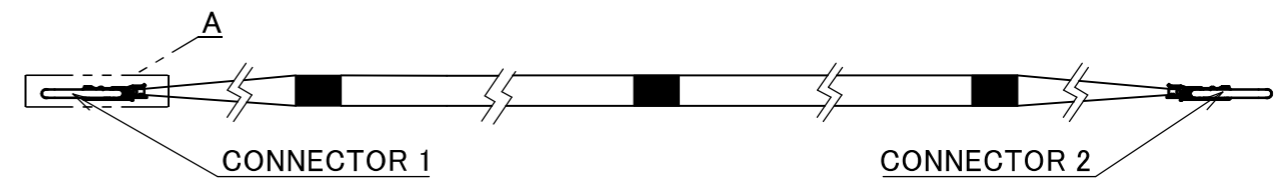
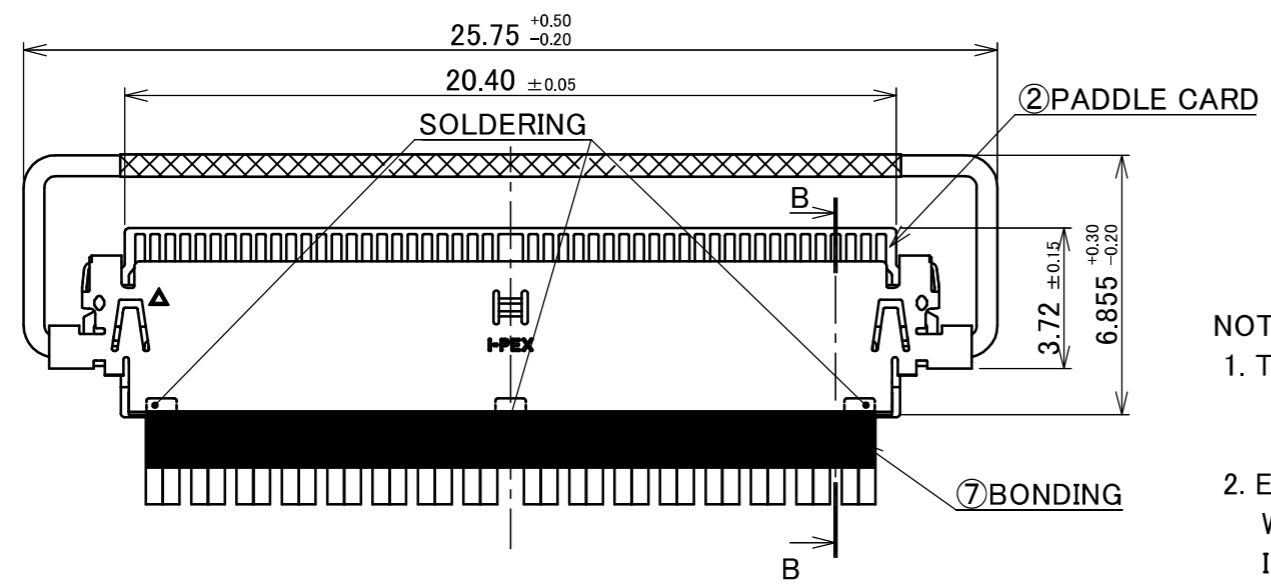


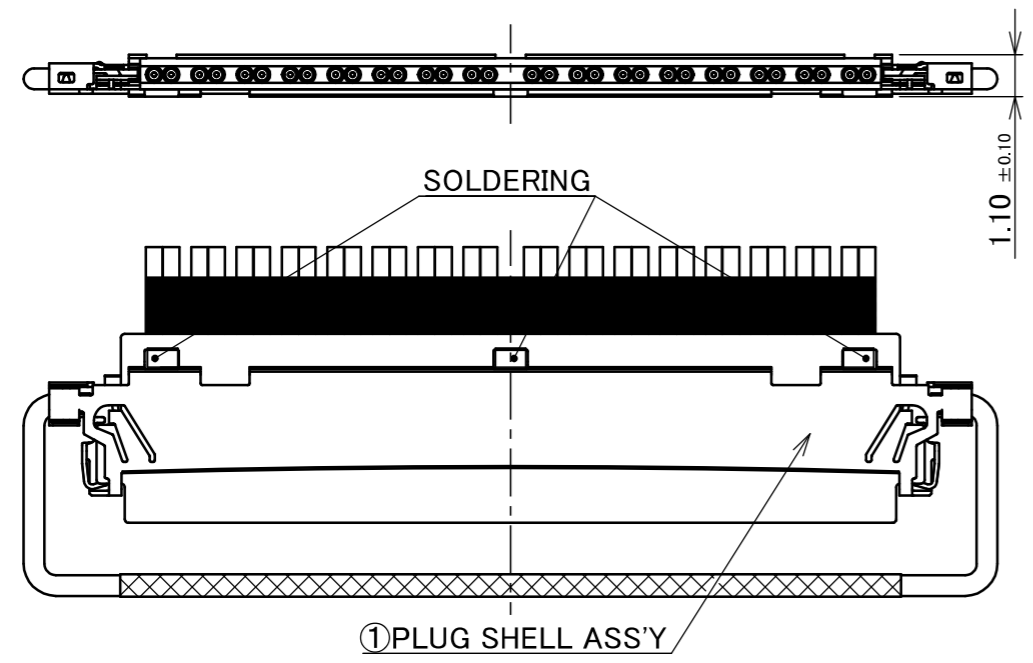
I-PEX PART NO.	HARNESS LENGTH
81863-100B-01	250



CONNECTOR 1&2
(S=5/1)



- NOTE.
- TO HANDLE THIS CONNECTOR :
YOU MUST READ AND FOLLOW THE INSTRUCTION MANUAL BELOW.
I-PEX INSTRUCTION MANUAL No.HIM-23013.
 - ELECTRIC CHARACTERISTICS
WITHSTANDING VOLTAGE: AC 250V LEAKAGE CURRENT 2.0mA MAX.
INSULATION RESISTANCE: 50MΩ MIN. DC 100V
 - THE OPERATING TEMPERATURE OF THE HARNESS: 80°C MAX.
 - MINIMUM HARNESS LENGTH: 85mm



7	BONDING	-	-	UV GLUE
6	ACETATE TAPE	-	3	BLACK
5	GROUND-FINGER	-	2	-
4	GROUND-BAR	-	2	-
3	CABLE	-	32	MICRO-COAXIAL CABLE AWG #38, 45 OHM, BLUE
2	PADDLE CARD	3660-0501	2	CONNECTOR 1&2
1	PLUG SHELL ASS'Y	20993-050T-01	2	CABLIN [®] -CAP PLUG SHELL ASS'Y P/N: 20993-050T-01 CONNECTOR TO BE MATED: 20525-050E-02

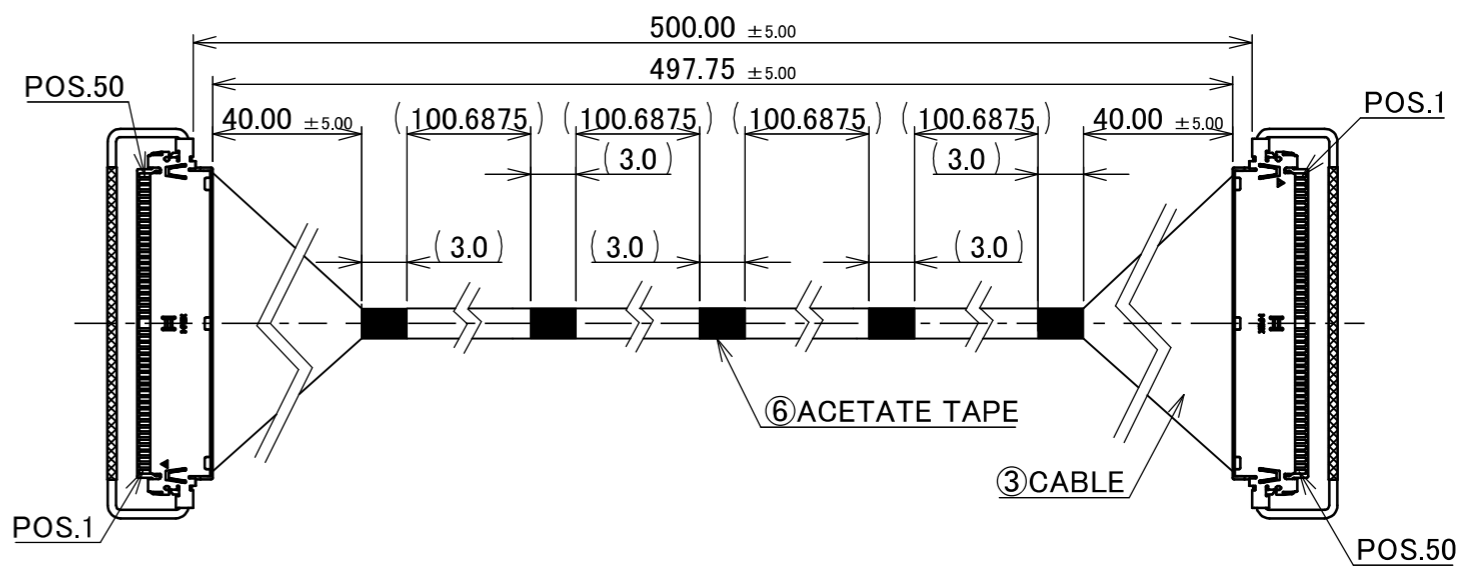
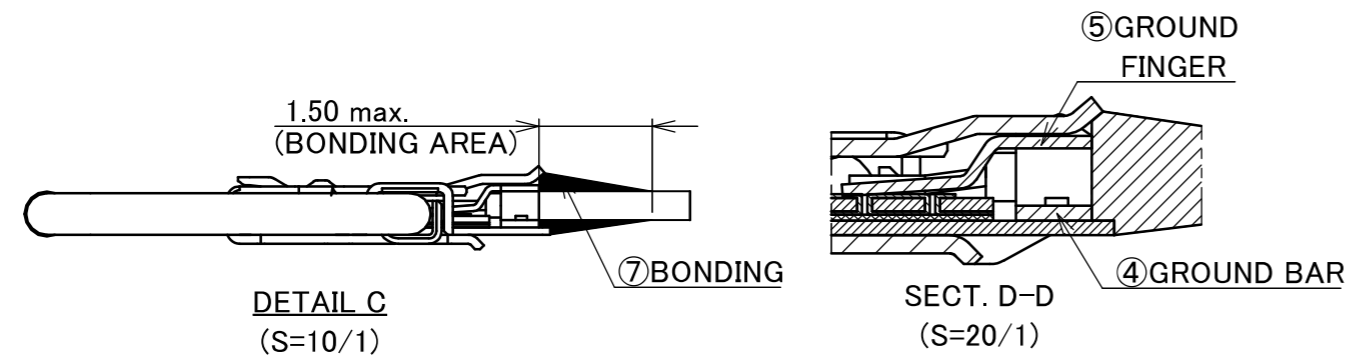
NO.	DESCRIPTION	PARTS NO.	QTY	REMARKS
				ANGLE ±2° 6 OVER 30 MAX. ±0.3 6 MAX. ±0.2 30 OVER 120 MAX. ±0.5
				PROJECTION SERIES No. IH-230010 CUSTOMER COPY
				GENERAL TOLERANCE. TITLE CABLIN [®] -CAP 50P PADDLE CARD HARNESS SCALE 2:1 UNIT mm
1	Z231036	T.O	2023/09/04	H.I
0	Z230595	R.T	2023/05/24	
REV.	ECN	BY	DATE	APP.
				APP. H.Ikari
				DWG. No. 81863
				SIZE A3 SHEET 1/3 REV. 1

Confidential C

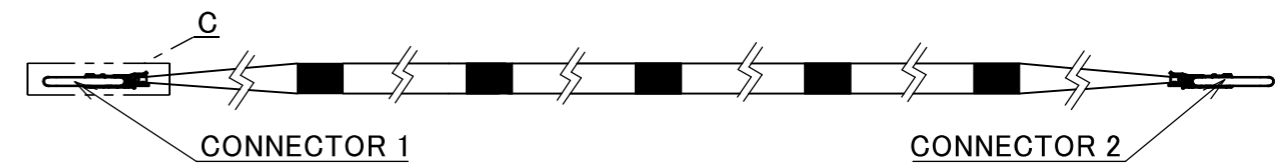
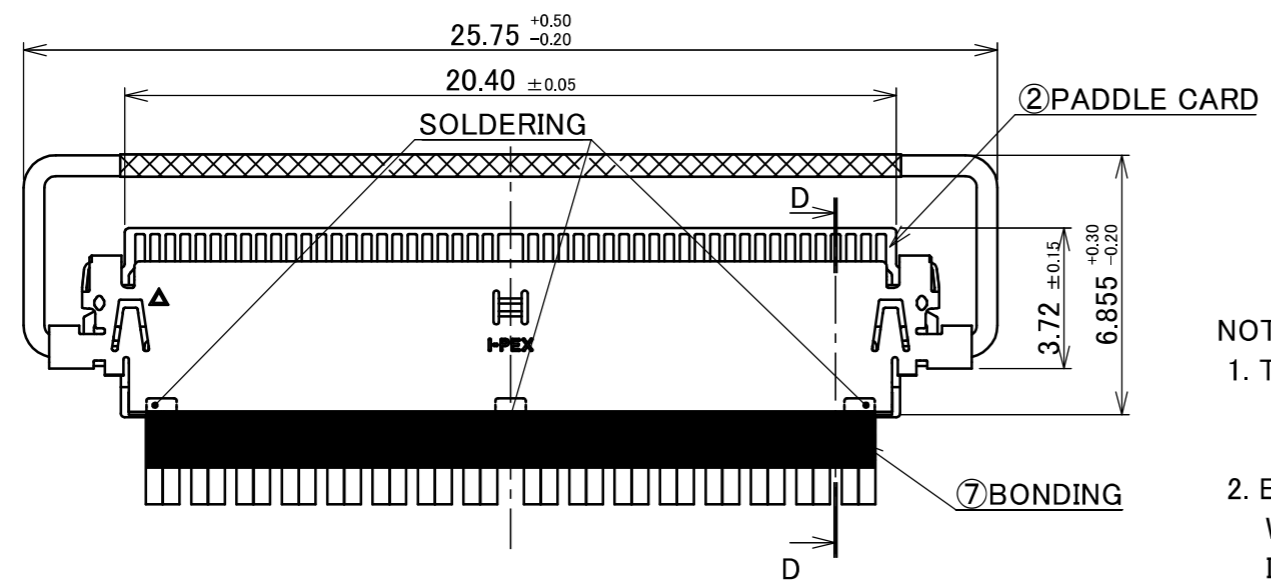
I-PEX Inc.

QKE-DFE06-02 REV.12

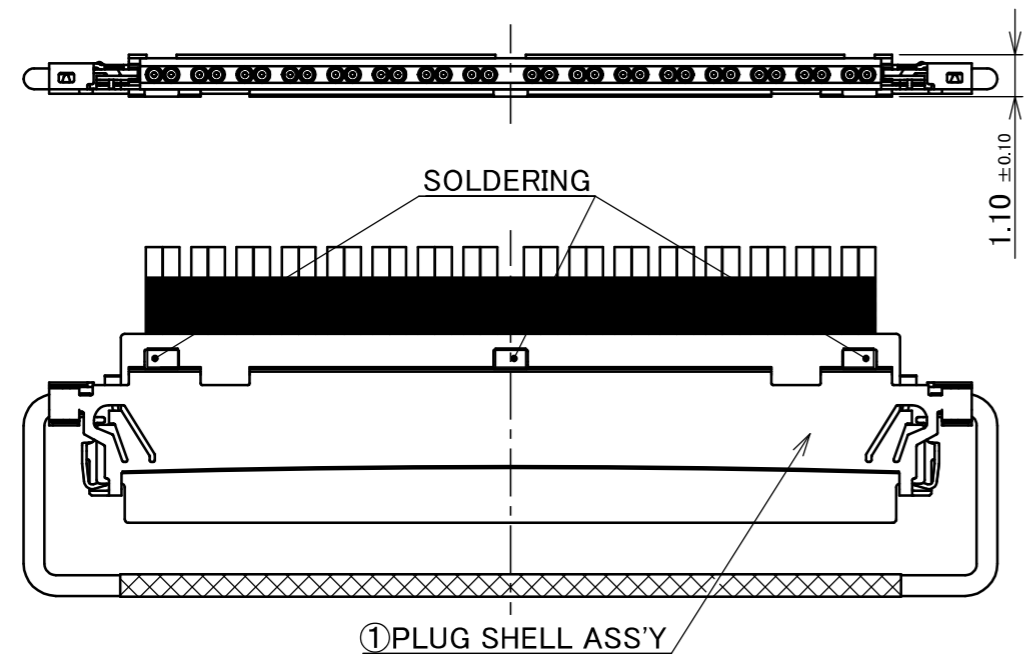
I-PEX PART NO.	HARNESS LENGTH
81863-100B-02	500



CONNECTOR 1&2
(S=5/1)



- NOTE.
- TO HANDLE THIS CONNECTOR :
YOU MUST READ AND FOLLOW THE INSTRUCTION MANUAL BELOW.
I-PEX INSTRUCTION MANUAL No.HIM-23013.
 - ELECTRIC CHARACTERISTICS
WITHSTANDING VOLTAGE: AC 250V LEAKAGE CURRENT 2.0mA MAX.
INSULATION RESISTANCE: 50MΩ MIN. DC 100V
 - THE OPERATING TEMPERATURE OF THE HARNESS: 80°C MAX.
 - MINIMUM HARNESS LENGTH: 85mm



7	BONDING	-	-	UV GLUE
6	ACETATE TAPE	-	5	BLACK
5	GROUND-FINGER	-	2	-
4	GROUND-BAR	-	2	-
3	CABLE	-	32	MICRO-COAXIAL CABLE AWG #38, 45 OHM, BLUE
2	PADDLE CARD	3660-0501	2	CONNECTOR 1&2
1	PLUG SHELL ASS'Y	20993-050T-01	2	CABLIN [®] -CAP PLUG SHELL ASS'Y P/N: 20993-050T-01 CONNECTOR TO BE MATED: 20525-050E-02

NO.	DESCRIPTION	PARTS NO.	QTY	REMARKS
	ANGLE	±2°	6 OVER 30 MAX.	±0.3
		6 MAX.	±0.2	30 OVER 120 MAX. ±0.5
GENERAL TOLERANCE.				PROJECTION
DWG. DATE				SERIES No. IH-230010
CHK.				TITLE
APP.				CABLIN [®] -CAP 50P PADDLE CARD HARNESS
REV.	ECN	BY	DATE	APP.
REVISION RECORD				DWG. No. 81863
				SCALE 2:1
				UNIT mm
				SIZE A3
				SHEET 2/3
				REV. 1

Confidential C

I-PEX Inc.

QKE-DFE06-02 REV.12

I-PEX PART No.
81863-100B-01
81863-100B-02

PIN ASSIGNMENT

PIN ASSIGNMENT		
CONNECTOR 1	CABLE	CONNECTOR 2
50	NO CABLE	1
49	MICRO-COAXIAL CABLE, AWG #38, 45 OHM, BLUE	2
48	MICRO-COAXIAL CABLE, AWG #38, 45 OHM, BLUE	3
47	NO CABLE	4
46	MICRO-COAXIAL CABLE, AWG #38, 45 OHM, BLUE	5
.	.	.
.	.	.
.	.	.
30	MICRO-COAXIAL CABLE, AWG #38, 45 OHM, BLUE	21
29	NO CABLE	22
28	MICRO-COAXIAL CABLE, AWG #38, 45 OHM, BLUE	23
27	MICRO-COAXIAL CABLE, AWG #38, 45 OHM, BLUE	24
26	NO CABLE	25
25	NO CABLE	26
24	MICRO-COAXIAL CABLE, AWG #38, 45 OHM, BLUE	27
23	MICRO-COAXIAL CABLE, AWG #38, 45 OHM, BLUE	28
22	NO CABLE	29
21	MICRO-COAXIAL CABLE, AWG #38, 45 OHM, BLUE	30
.	.	.
.	.	.
.	.	.
5	MICRO-COAXIAL CABLE, AWG #38, 45 OHM, BLUE	46
4	NO CABLE	47
3	MICRO-COAXIAL CABLE, AWG #38, 45 OHM, BLUE	48
2	MICRO-COAXIAL CABLE, AWG #38, 45 OHM, BLUE	49
1	NO CABLE	50

ANGLE	±2°	6 OVER 30 MAX.	±0.3	PROJECTION	SERIES No.	CUSTOMER COPY
					IH-230010	
				TITLE		SCALE
GENERAL TOLERANCE.				CABLIN [®] -CAP 50P		I-PEX
DWG.	DATE			PADDLE CARD		
CHK.				HARNESS		
APP.				DWG. No.	81863	UNIT mm
				SIZE	A3	SHEET 3/3
				REV.	1	